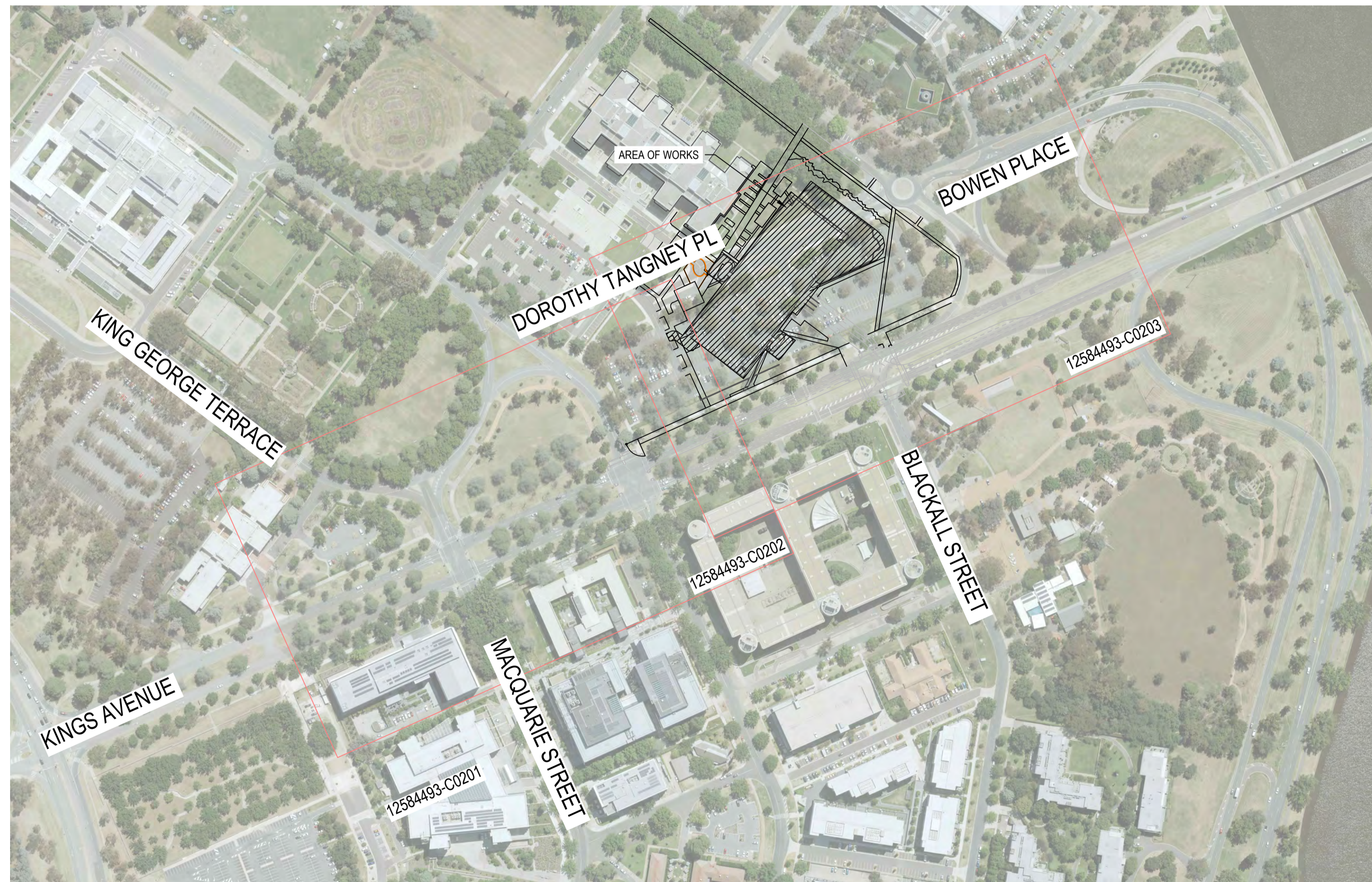


KPMG

JOHN GORTON CARPARK



12584493



LOCALITY PLAN
SCALE NTS

DRAWING LIST

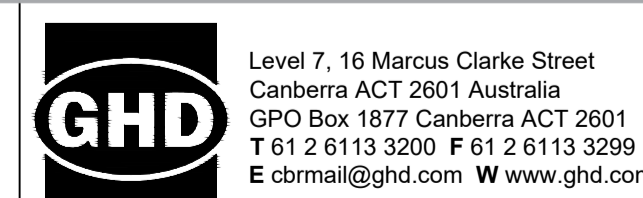
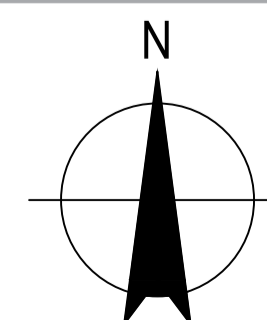
DRG No.	DRAWING TITLE
12584493-C0100	COVER SHEET, LOCALITY PLAN, DRAWING LIST
12584493-C0202	GENERAL ARRANGEMENT PLAN - SHEET 1
12584493-C0203	GENERAL ARRANGEMENT PLAN - SHEET 2
12584493-C0301	JOHN GORTON CARPARK UTILITY SERVICES PLAN
12584493-C0401	TYPICAL CROSS SECTIONS

LEGEND

	JOHN GORTON CARPARK BUILDING FOOTPRINT		AAPT	EXISTING AAPT CONDUIT AND CABLING
	NEW ROAD PAVEMENT		ICON	EXISTING ICON CONDUIT AND CABLING
	NEW SOFT LANDSCAPING (REFER TO LANDSCAPE ARCHITECT'S DRAWINGS FOR DETAILS)		T	EXISTING TELSTRA
	AAPT		O	EXISTING OPTUS
	NEW AAPT CONDUIT AND CABLING		C	EXISTING COMMS
	NEW ICON CONDUIT AND CABLING		HV	EXISTING HV
	NEW WATER MAIN		ESL	EXISTING STREETLIGHT
	NEW STORMWATER		G	EXISTING GAS MAIN
	NEW SEWER			UTILITIES TO BE REMOVED
	EXISTING WATER MAIN			NEW TREE PLANTING (REFER LANDSCAPE ARCHITECT'S DRAWINGS FOR DETAILS)
	EXISTING STORMWATER			
	EXISTING SEWER			

Rev	Description	Checked	Approved	Date
C	REDUCED SCOPE OF WORKS	TY	BM	09.09.22
B	GENERAL AMENDMENTS	TY	BM	22.08.22
A	PRELIMINARY	TY	BM	27.07.22

Author	E. HALLARE	Drafting Check
Designer	H. HE	Design Check



Client KPMG

Project JOHN GORTON CARPARK

Project No.
12584493

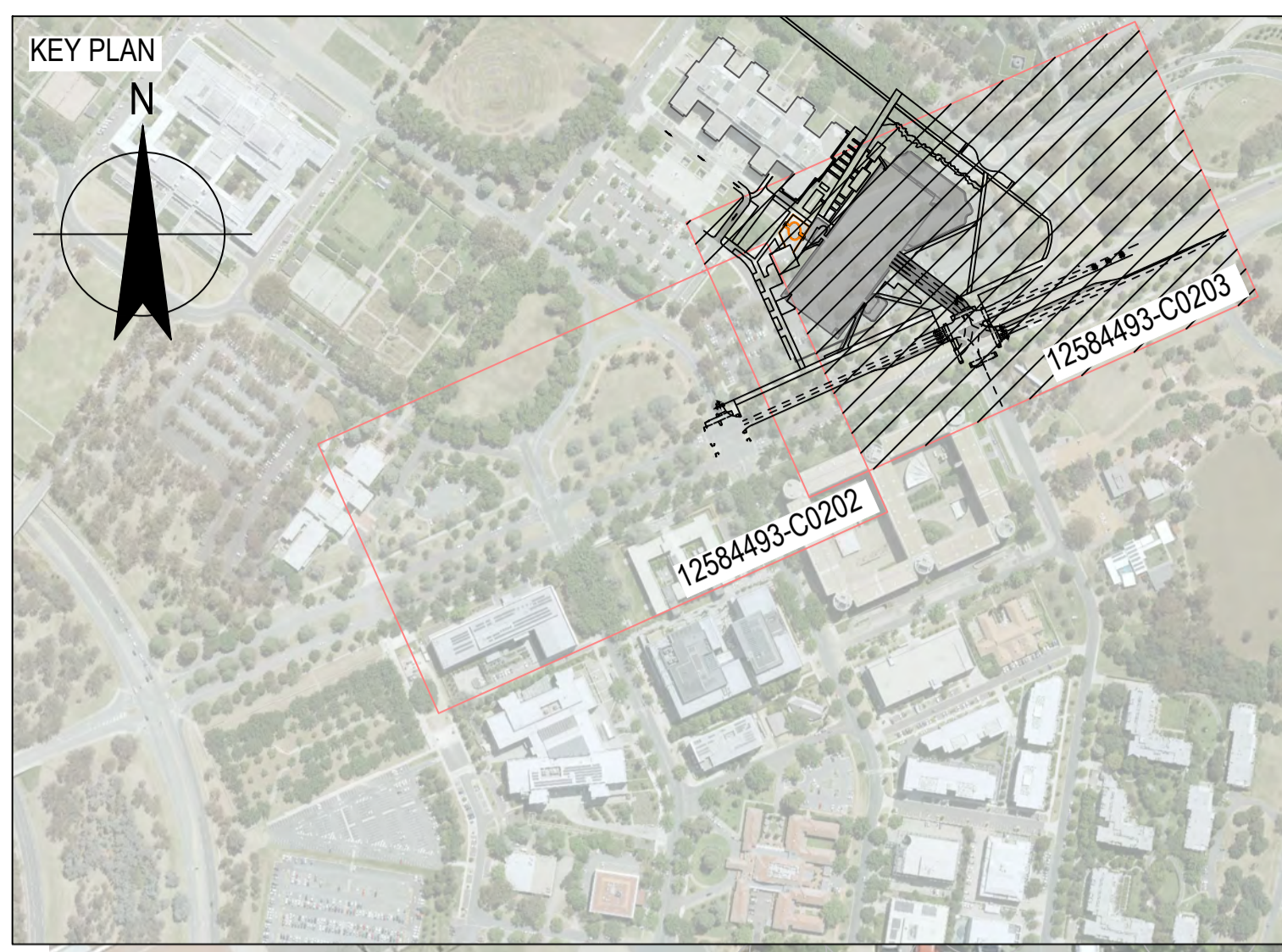
Status PRELIMINARY

Drawing Title
COVER SHEET, LOCALITY PLAN,
DRAWING LIST

Size
A1

Drawing No.
12584493-C0100

Rev
C



KEY PLAN



N

12584493-C0202

12584493-C0203

12584493-C0203

12584493-C0203

12584493-C0203

12584493-C0203

12584493-C0203

12584493-C0203

12584493-C0203

12584493-C0203

12584493-C0203

12584493-C0203

12584493-C0203

12584493-C0203

12584493-C0203

12584493-C0203

12584493-C0203

12584493-C0203

12584493-C0203

12584493-C0203

12584493-C0203

12584493-C0203

12584493-C0203

12584493-C0203

12584493-C0203

12584493-C0203

12584493-C0203

12584493-C0203

12584493-C0203

12584493-C0203

12584493-C0203

12584493-C0203

12584493-C0203

12584493-C0203

12584493-C0203

12584493-C0203

12584493-C0203

12584493-C0203

12584493-C0203

12584493-C0203

12584493-C0203

12584493-C0203

12584493-C0203

12584493-C0203

12584493-C0203

12584493-C0203

12584493-C0203

12584493-C0203

12584493-C0203

12584493-C0203

12584493-C0203

12584493-C0203

12584493-C0203

12584493-C0203

12584493-C0203

12584493-C0203

12584493-C0203

12584493-C0203

12584493-C0203

12584493-C0203

12584493-C0203

12584493-C0203

12584493-C0203

12584493-C0203

12584493-C0203

12584493-C0203

12584493-C0203

12584493-C0203

12584493-C0203

12584493-C0203

12584493-C0203

12584493-C0203

12584493-C0203

12584493-C0203

12584493-C0203

12584493-C0203

12584493-C0203

12584493-C0203

12584493-C0203

12584493-C0203

12584493-C0203

12584493-C0203

12584493-C0203

12584493-C0203

12584493-C0203

12584493-C0203

12584493-C0203

12584493-C0203

12584493-C0203

12584493-C0203

12584493-C0203

12584493-C0203

12584493-C0203

12584493-C0203

12584493-C0203

12584493-C0203

12584493-C0203

12584493-C0203

12584493-C0203

12584493-C0203

12584493-C0203

12584493-C0203

12584493-C0203

12584493-C0203

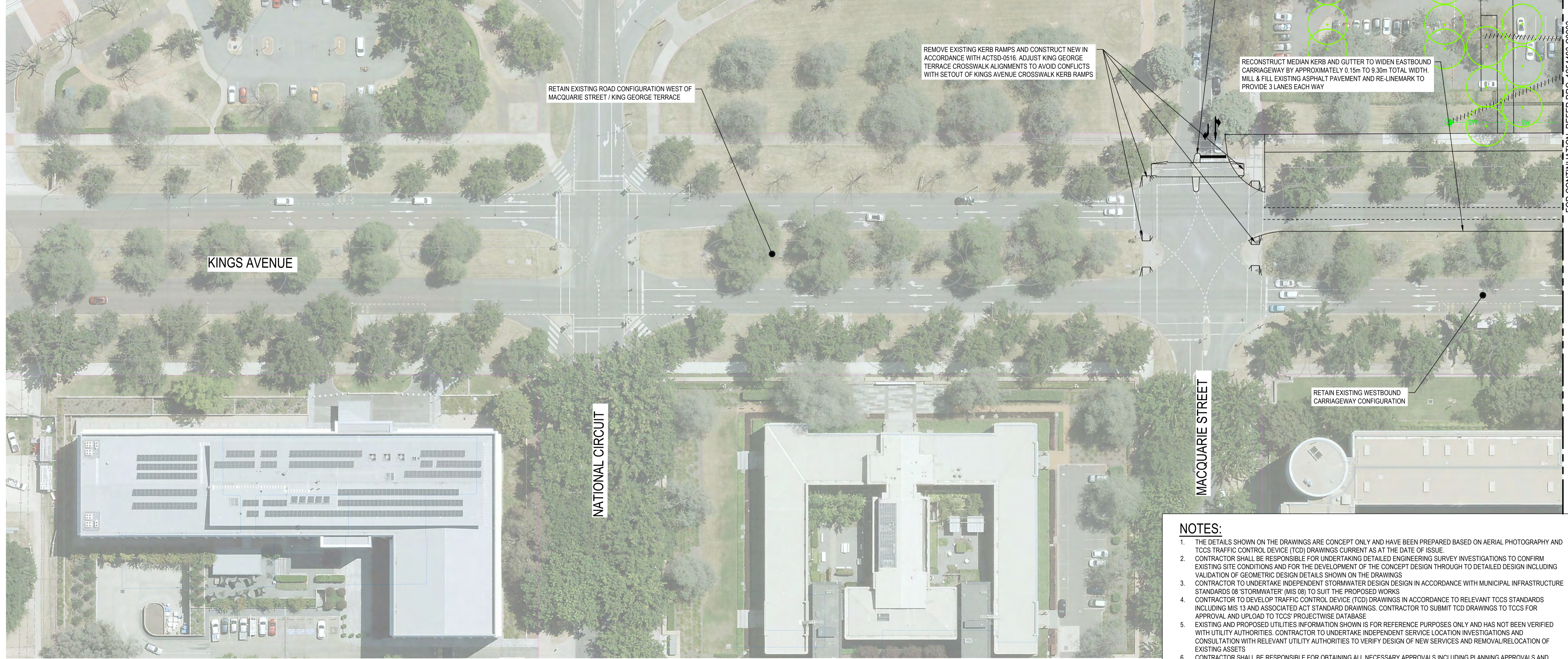
12584493-C0203

12584493-C0203

12584493-C0203

12584493-C0203

12584493-C0203



GENERAL ARRANGEMENT PLAN

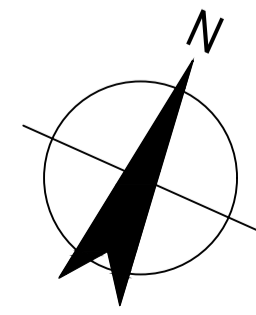
SCALE 1:500

NOTES:

1. THE DETAILS SHOWN ON THE DRAWINGS ARE CONCEPT ONLY AND HAVE BEEN PREPARED BASED ON AERIAL PHOTOGRAPHY AND TCCS TRAFFIC CONTROL DEVICE (TCD) DRAWINGS CURRENT AS AT THE DATE OF ISSUE.
2. CONTRACTOR SHALL BE RESPONSIBLE FOR UNDERTAKING DETAILED ENGINEERING SURVEY INVESTIGATIONS TO CONFIRM EXISTING SITE CONDITIONS AND FOR THE DEVELOPMENT OF THE CONCEPT DESIGN THROUGH TO DETAILED DESIGN INCLUDING VALIDATION OF GEOMETRIC DESIGN DETAILS SHOWN ON THE DRAWINGS.
3. CONTRACTOR TO UNDERTAKE INDEPENDENT STORMWATER DESIGN IN ACCORDANCE WITH MUNICIPAL INFRASTRUCTURE STANDARDS 08 'STORMWATER' (MIS 08) TO SUIT THE PROPOSED WORKS.
4. CONTRACTOR TO DEVELOP TRAFFIC CONTROL DEVICE (TCD) DRAWINGS IN ACCORDANCE TO RELEVANT TCCS STANDARDS INCLUDING MIS 13 AND ASSOCIATED ACT STANDARD DRAWINGS. CONTRACTOR TO SUBMIT TCD DRAWINGS TO TCCS FOR APPROVAL AND UPLOAD TO TCCS' PROJECTWISE DATABASE.
5. EXISTING AND PROPOSED UTILITIES INFORMATION SHOWN IS FOR REFERENCE PURPOSES ONLY AND HAS NOT BEEN VERIFIED WITH UTILITY AUTHORITIES. CONTRACTOR TO UNDERTAKE INDEPENDENT SERVICE LOCATION INVESTIGATIONS AND CONSULTATION WITH RELEVANT UTILITY AUTHORITIES TO VERIFY DESIGN OF NEW SERVICES AND REMOVAL/RELOCATION OF EXISTING ASSETS.
6. CONTRACTOR SHALL BE RESPONSIBLE FOR OBTAINING ALL NECESSARY APPROVALS INCLUDING PLANNING APPROVALS AND WORKS APPROVALS FROM ALL RELEVANT ASSET OWNERS AND AGENCIES.
7. LANDSCAPE FEATURES SHOWN INCLUDING PATHS AND TREE PLANTINGS ARE INDICATIVE ONLY. REFER TO LANDSCAPE ARCHITECT'S DRAWINGS FOR DETAILS.

Rev	Description	Checked	Approved	Date
C	REDUCED SCOPE OF WORKS	TY	BM	09.09.22
B	GENERAL AMENDMENTS	TY	BM	22.08.22
A	PRELIMINARY	TY	BM	27.07.22

Author	E. HALLARE	Drafting Check
Designer	H. HE	Design Check



GHD
 Level 7, 16 Marcus Clarke Street
 Canberra ACT 2601 Australia
 GPO Box 1877 Canberra ACT 2601
 T 61 2 6113 3200 F 61 2 6113 3299
 E cbrmail@ghd.com W www.ghd.com



Client **KPMG**
 Project **JOHN GORTON BUILDING CARPARK**

Project No. **12584493**

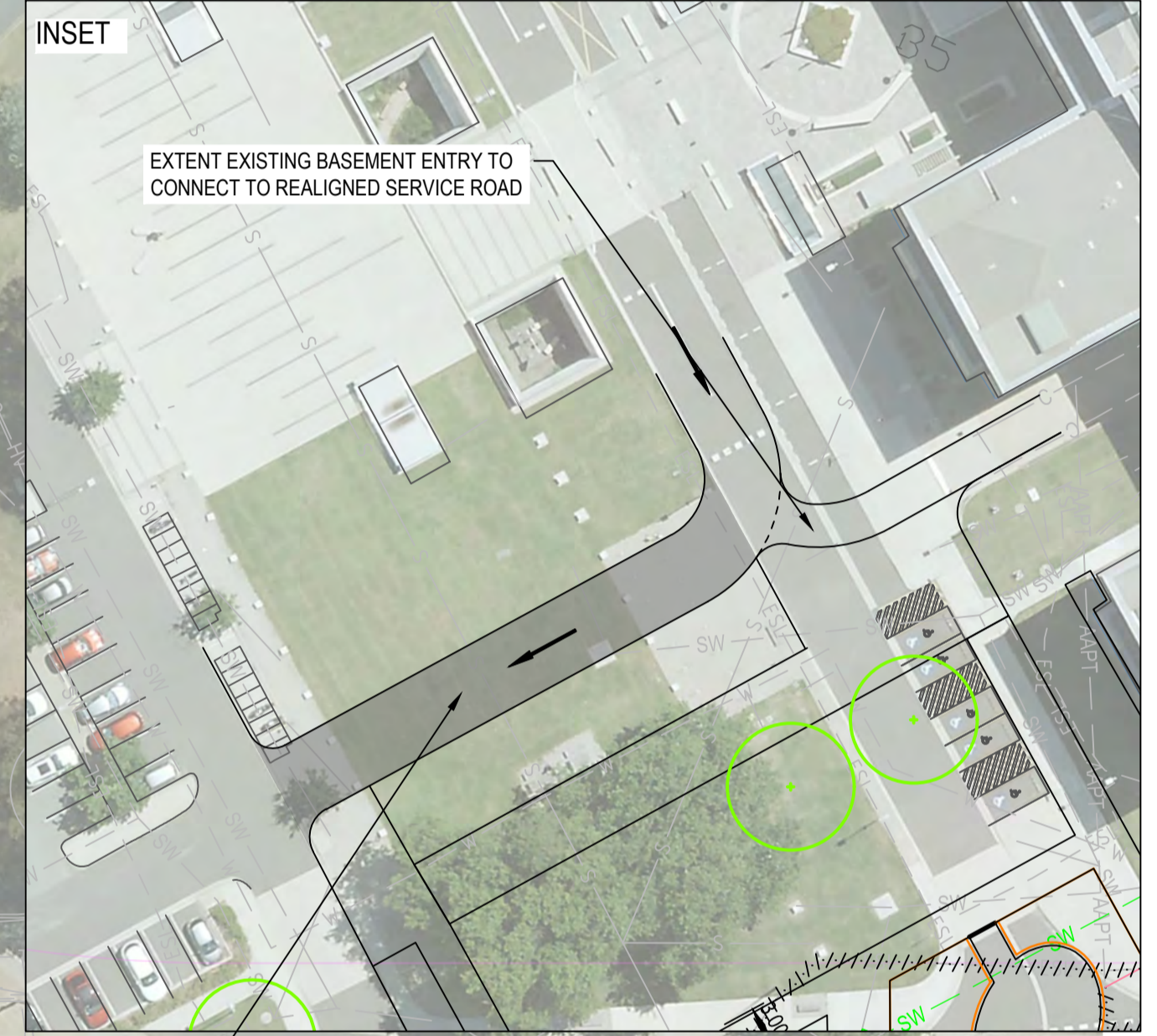
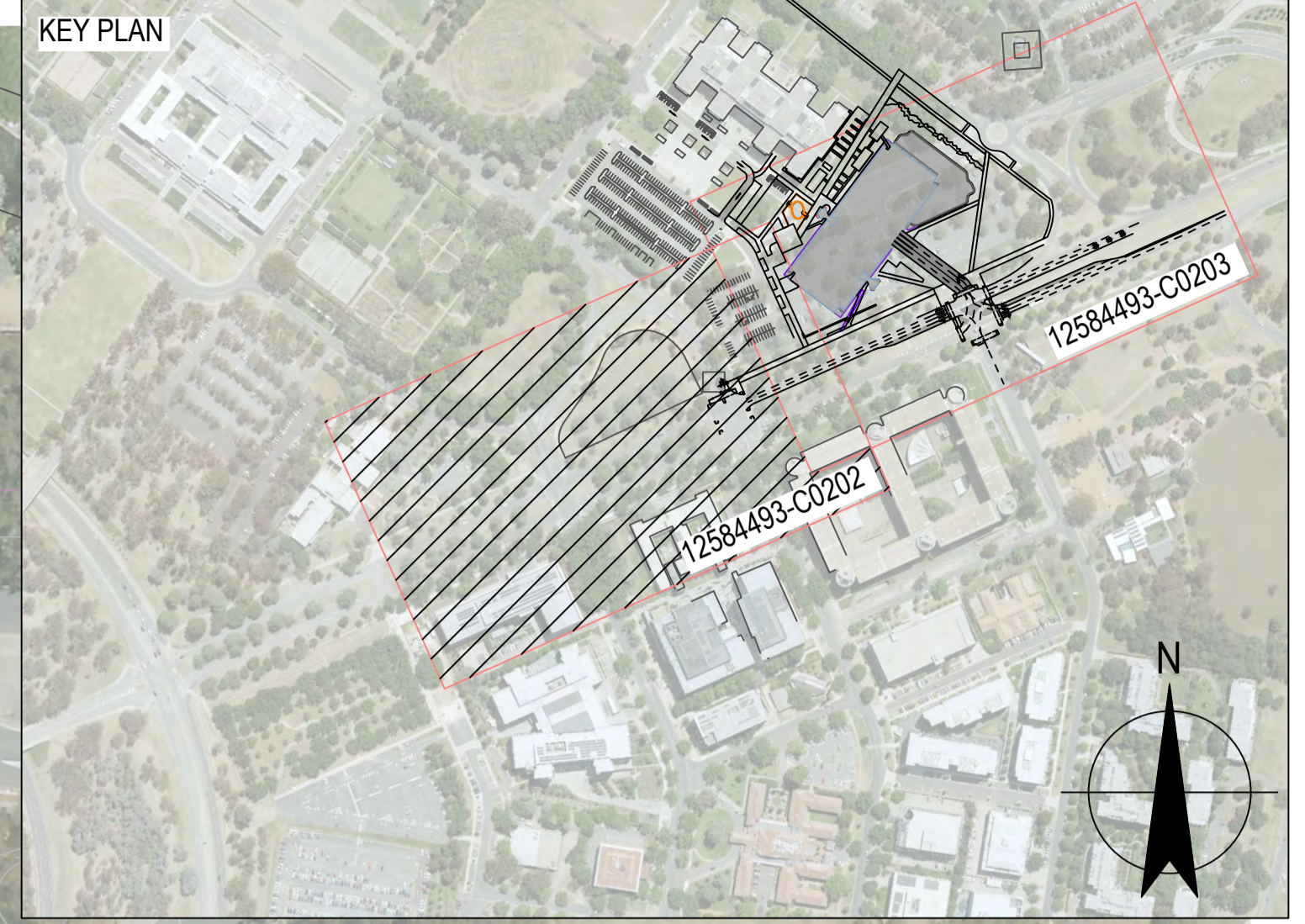
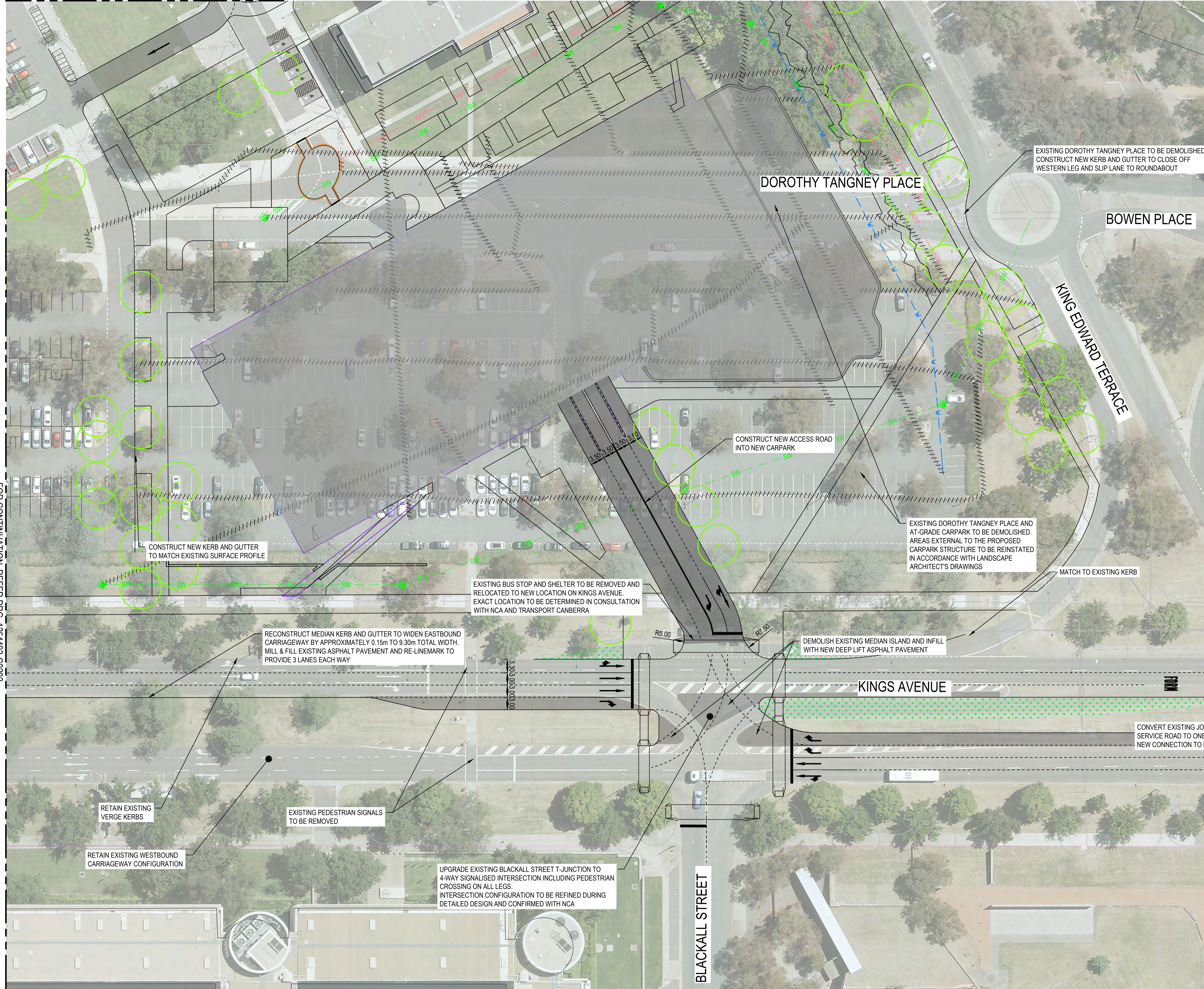
Status **PRELIMINARY**

Drawing Title **GENERAL ARRANGEMENT PLAN SHEET 1**

Drawing No. **12584493-C0202**

FOR CONTINUATION, REFER DRG. 12584493-C0203

FOR CONTINUATION, SEE INSET DRAWING



GENERAL ARRANGEMENT PLAN

SCALE 1:500

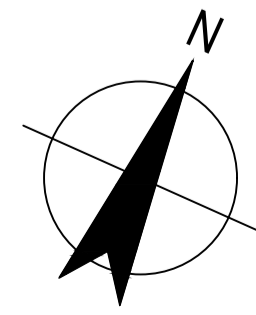
NOTES:

1. THE DETAILS SHOWN ON THE DRAWINGS ARE CONCEPT ONLY AND HAVE BEEN PREPARED BASED ON AERIAL PHOTOGRAPHY AND TCCS TRAFFIC CONTROL DEVICE (TCD) DRAWINGS CURRENT AS AT THE DATE OF ISSUE.
2. CONTRACTOR SHALL BE RESPONSIBLE FOR UNDERTAKING DETAILED ENGINEERING SURVEY INVESTIGATIONS TO CONFIRM EXISTING SITE CONDITIONS AND FOR THE DEVELOPMENT OF THE CONCEPT DESIGN THROUGH TO DETAILED DESIGN INCLUDING VALIDATION OF GEOMETRIC DESIGN DETAILS SHOWN ON THE DRAWINGS.
3. CONTRACTOR TO UNDERTAKE INDEPENDENT STORMWATER DESIGN IN ACCORDANCE WITH MUNICIPAL INFRASTRUCTURE STANDARDS 08 'STORMWATER' (MIS 08) TO SUIT THE PROPOSED WORKS.
4. CONTRACTOR TO DEVELOP TRAFFIC CONTROL DEVICE (TCD) DRAWINGS IN ACCORDANCE TO RELEVANT TCCS STANDARDS INCLUDING MIS 13 AND ASSOCIATED ACT STANDARD DRAWINGS. CONTRACTOR TO SUBMIT TCD DRAWINGS TO TCCS FOR APPROVAL AND UPLOAD TO TCCS' PROJECTWISE DATABASE.
5. EXISTING AND PROPOSED UTILITIES INFORMATION SHOWN IS FOR REFERENCE PURPOSES ONLY AND HAS NOT BEEN VERIFIED WITH UTILITY AUTHORITIES. CONTRACTOR TO UNDERTAKE INDEPENDENT SERVICE LOCATION INVESTIGATIONS AND CONSULTATION WITH RELEVANT UTILITY AUTHORITIES TO VERIFY DESIGN OF NEW SERVICES AND REMOVAL/RELOCATION OF EXISTING ASSETS.
6. CONTRACTOR SHALL BE RESPONSIBLE FOR OBTAINING ALL NECESSARY APPROVALS INCLUDING PLANNING APPROVALS AND WORKS APPROVALS FROM ALL RELEVANT ASSET OWNERS AND AGENCIES.
7. LANDSCAPE FEATURES SHOWN INCLUDING PATHS AND TREE PLANTINGS ARE INDICATIVE ONLY. REFER TO LANDSCAPE ARCHITECT'S DRAWINGS FOR DETAILS.

FOR CONTINUATION, REFER DRG. 12584493-C0202

Rev	Description	Checked	Approved	Date
D	MINOR REVISIONS	TY	BM	23.09.22
C	REDUCED SCOPE OF WORKS	TY	BM	09.09.22
B	GENERAL AMENDMENTS	TY	BM	22.08.22
A	PRELIMINARY	TY	BM	27.07.22

Author	E. HALLARE	Drafting Check
Designer	H. HE	Design Check



Level 7, 16 Marcus Clarke Street
Canberra ACT 2601 Australia
GPO Box 1877 Canberra ACT 2601
T 61 2 6113 3200 F 61 2 6113 3299
E cbrmail@ghd.com W www.ghd.com



Client **KPMG**

Project **JOHN GORTON BUILDING CARPARK**

Status **PRELIMINARY**

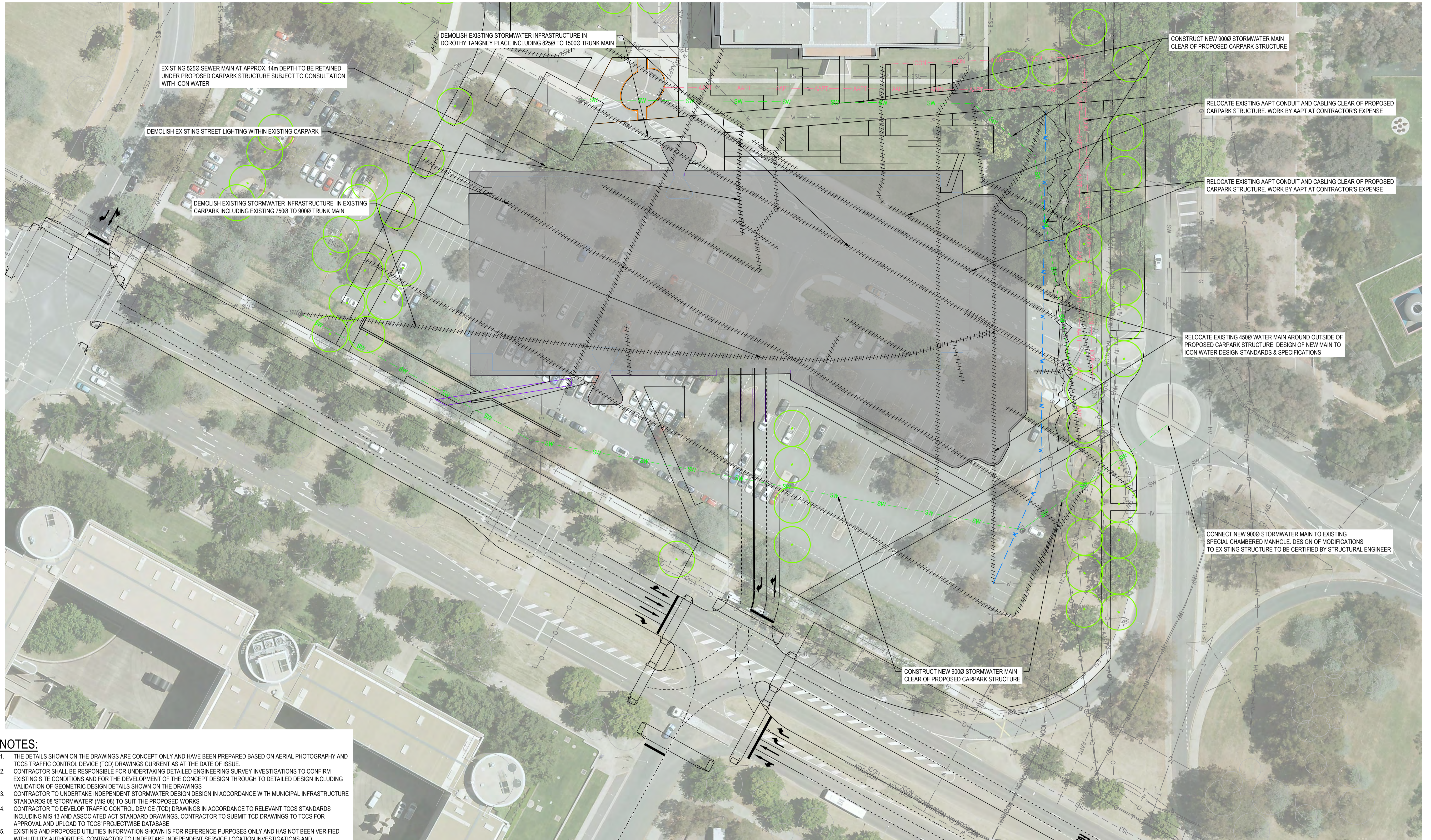
Project No. **12584493**

Drawing Title **GENERAL ARRANGEMENT PLAN SHEET 2**

Size **A1**

Drawing No. **12584493-C0203**

Rev **D**




- NOTES:**
1. THE DETAILS SHOWN ON THE DRAWINGS ARE CONCEPT ONLY AND HAVE BEEN PREPARED BASED ON AERIAL PHOTOGRAPHY AND TCDS TRAFFIC CONTROL DEVICE (TCD) DRAWINGS CURRENT AS AT THE DATE OF ISSUE.
 2. CONTRACTOR SHALL BE RESPONSIBLE FOR UNDERTAKING DETAILED ENGINEERING SURVEY INVESTIGATIONS TO CONFIRM EXISTING SITE CONDITIONS AND FOR THE DEVELOPMENT OF THE CONCEPT DESIGN THROUGH TO DETAILED DESIGN INCLUDING VALIDATION OF GEOMETRIC DESIGN DETAILS SHOWN ON THE DRAWINGS.
 3. CONTRACTOR TO UNDERTAKE INDEPENDENT STORMWATER DESIGN IN ACCORDANCE WITH MUNICIPAL INFRASTRUCTURE STANDARDS 08 STORMWATER (MIS 08) TO SUIT THE PROPOSED WORKS.
 4. CONTRACTOR TO DEVELOP TRAFFIC CONTROL DEVICE (TCD) DRAWINGS IN ACCORDANCE TO RELEVANT TCDS STANDARDS INCLUDING MIS 13 AND ASSOCIATED ACT STANDARD DRAWINGS. CONTRACTOR TO SUBMIT TCD DRAWINGS TO TCDS FOR APPROVAL AND UPLOAD TO TCDS' PROJECTWISE DATABASE.
 5. EXISTING AND PROPOSED UTILITIES INFORMATION SHOWN IS FOR REFERENCE PURPOSES ONLY AND HAS NOT BEEN VERIFIED WITH UTILITY AUTHORITIES. CONTRACTOR TO UNDERTAKE INDEPENDENT SERVICE LOCATION INVESTIGATIONS AND CONSULTATION WITH RELEVANT UTILITY AUTHORITIES TO VERIFY DESIGN OF NEW SERVICES AND REMOVAL/RELOCATION OF EXISTING ASSETS.
 6. CONTRACTOR SHALL BE RESPONSIBLE FOR OBTAINING ALL NECESSARY APPROVALS INCLUDING PLANNING APPROVALS AND WORKS APPROVALS FROM ALL RELEVANT ASSET OWNERS AND AGENCIES.
 7. LANDSCAPE FEATURES SHOWN INCLUDING PATHS AND TREE PLANTINGS ARE INDICATIVE ONLY. REFER TO LANDSCAPE ARCHITECT'S DRAWINGS FOR DETAILS.

JOHN GORTON CARPARK UTILITY SERVICES PLAN

SCALE 1:250

Rev	Description	Checked	Approved	Date
D	MINOR REVISIONS	TY	DM	23.09.22
C	REDUCED SCOPE OF WORKS	TY	BM	09.09.22
B	GENERAL AMENDMENTS	TY	BM	22.08.22
A	PRELIMINARY	TY	BM	27.07.22

Author	E. HALLARE	Drafting Check
Designer	H. HE	Design Check



GHD
 Level 7, 16 Marcus Clarke Street
 Canberra ACT 2601 Australia
 GPO Box 1877 Canberra ACT 2601
 T 61 2 6113 3200 F 61 2 6113 3299
 E cbrmail@ghd.com W www.ghd.com



Project No.
12584493

Client **KPMG**
 Project **JOHN GORTON CARPARK**

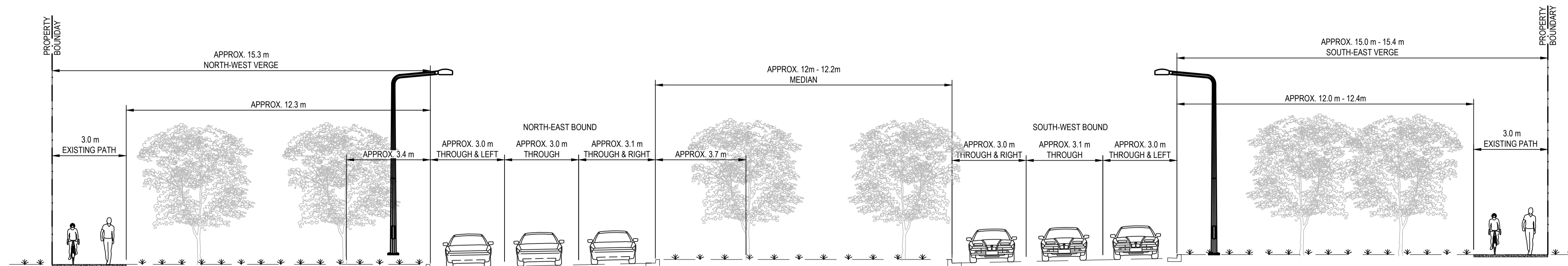
Status **PRELIMINARY**

Drawing Title **JOHN GORTON CAPARK
 UTILITY SERVICES PLAN**

Drawing No. **12584493-C0301**

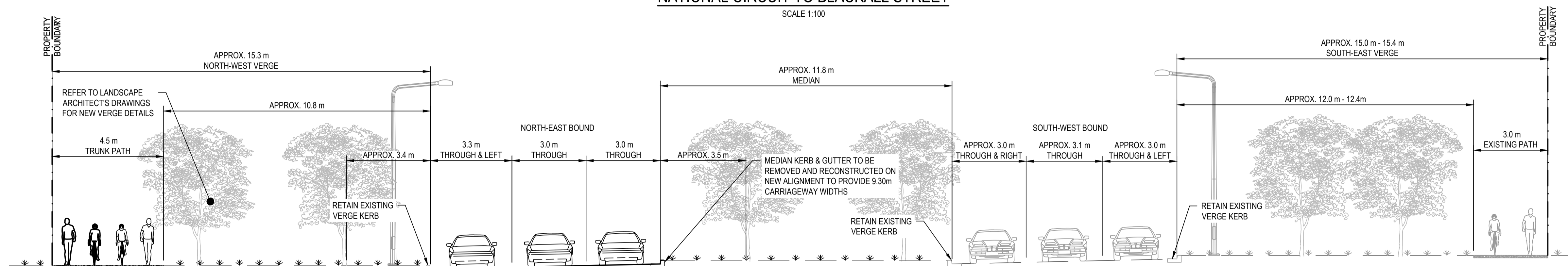
Size **A1**

Rev **D**



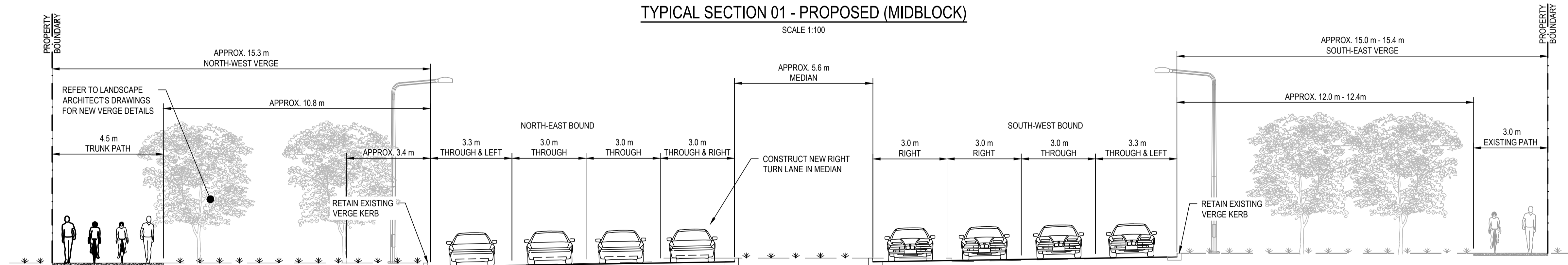
TYPICAL CROSS SECTION - EXISTING
NATIONAL CIRCUIT TO BLACKALL STREET

SCALE 1:100



TYPICAL SECTION 01 - PROPOSED (MIDBLOCK)

SCALE 1:100



TYPICAL SECTION 02 - PROPOSED (INTERSECTIONS)

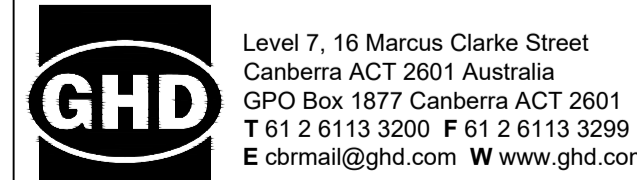
SCALE 1:100

NOTES:

1. THE DETAILS SHOWN ON THE DRAWINGS ARE CONCEPT ONLY AND HAVE BEEN PREPARED BASED ON AERIAL PHOTOGRAPHY AND TCCS TRAFFIC CONTROL DEVICE (TCD) DRAWINGS CURRENT AS AT THE DATE OF ISSUE.
2. CONTRACTOR SHALL BE RESPONSIBLE FOR UNDERTAKING DETAILED ENGINEERING SURVEY INVESTIGATIONS TO CONFIRM EXISTING SITE CONDITIONS AND FOR THE DEVELOPMENT OF THE CONCEPT DESIGN THROUGH TO DETAILED DESIGN INCLUDING VALIDATION OF GEOMETRIC DESIGN DETAILS SHOWN ON THE DRAWINGS.
3. CONTRACTOR TO UNDERTAKE INDEPENDENT STORMWATER DESIGN IN ACCORDANCE WITH MUNICIPAL INFRASTRUCTURE STANDARDS 08 'STORMWATER' (MIS 08) TO SUIT THE PROPOSED WORKS.
4. CONTRACTOR TO DEVELOP TRAFFIC CONTROL DEVICE (TCD) DRAWINGS IN ACCORDANCE TO RELEVANT TCCS STANDARDS INCLUDING MIS 13 AND ASSOCIATED ACT STANDARD DRAWINGS. CONTRACTOR TO SUBMIT TCD DRAWINGS TO TCCS FOR APPROVAL AND UPLOAD TO TCCS' PROJECTWISE DATABASE.
5. EXISTING AND PROPOSED UTILITIES INFORMATION SHOWN IS FOR REFERENCE PURPOSES ONLY AND HAS NOT BEEN VERIFIED WITH UTILITY AUTHORITIES. CONTRACTOR TO UNDERTAKE INDEPENDENT SERVICE LOCATION INVESTIGATIONS AND CONSULTATION WITH RELEVANT UTILITY AUTHORITIES TO VERIFY DESIGN OF NEW SERVICES AND REMOVAL/RELOCATION OF EXISTING ASSETS.
6. CONTRACTOR SHALL BE RESPONSIBLE FOR OBTAINING ALL NECESSARY APPROVALS INCLUDING PLANNING APPROVALS AND WORKS APPROVALS FROM ALL RELEVANT ASSET OWNERS AND AGENCIES.
7. LANDSCAPE FEATURES SHOWN INCLUDING PATHS AND TREE PLANTINGS ARE INDICATIVE ONLY. REFER TO LANDSCAPE ARCHITECTS DRAWINGS FOR DETAILS.

Rev	Description	Checked	Approved	Date
C	REDUCED SCOPE OF WORKS	TY	BM	09.09.22
B	GENERAL AMENDMENTS	TY	BM	22.08.22
A	PRELIMINARY	TY	BM	27.07.22

Author	E. HALLARE	Designing	Checking
Designer	H. HE	Designing	Checking



Client KPMG

Project JOHN GORTON CARPARK

Project No. 12584493

Status PRELIMINARY

Drawing Title TYPICAL CROSS SECTIONS

Size A1

Rev C

Drawing No. 12584493-C0401