


RAISING LONDON CIRCUIT ALIGNMENT

WORKS APPROVAL

NOT FOR CONSTRUCTION

AMD	DESCRIPTION	DESIGNER SIGN./DATE	VERIFIED SIGN./DATE	APPROVED SIGN./DATE
C	ISSUED FOR WORKS APPROVAL	CL 29.09.21	RW 29.09.21	JP 29.09.21
B	ISSUED FOR DRAFT WORKS APPROVAL	CL 17.09.21	RW 17.09.21	JP 17.09.21
A	ISSUED FOR DRAFT WORKS APPROVAL	CL 15.09.21	RW 15.09.21	JP 15.09.21



This drawing is confidential and shall only be used for the purpose of this project.
The signing of this title block confirms the design and drafting of this project have been prepared and checked in accordance with the North South Link quality assurance system to ISO 9001-2000.



DRAWN S NAIDU
DESIGNED C LANGE
DRG CHECK J SINGH
DESIGN CHECK C VAVOULAS
APPROVED J PETERS

RLC WORKS APPROVAL
ALIGNMENT
COVER SHEET

SHEET 1		DESIGN LOT No: S211-WORKS APPROVAL	SHEET: 01 OF 01	A1
STATUS: WORKS APPROVAL ISSUE		©		
DRG No. S211-ACM-WOP-CIV-AL-0001	EDMS No.	C		

SCALE @ A1

DRAWING COLOUR CODED - PRINT ALL COPIES IN COLOUR

C:\working\acrom_ds12_aur\london.circuit\al\016859\S211-ACM-WOP-CIV-AL-0001.dwg
 File: P:\016859\S211-ACM-WOP-CIV-AL-0001
 Plot Date & Time: 10/5/2021 4:28 PM
 Plotted by: SNAIDU

GENERAL NOTES:

1. ALL DIMENSIONS ARE IN METRES UNLESS SHOWN OTHERWISE. ALL LEVELS ARE IN METRES TO AHD. CHAINAGES, GEOMETRY AND COORDINATES ARE EXPRESSED IN METRES.
2. THIS PACKAGE CONTAINS DRAWINGS FOR PACKAGE 10 - ROADS ALIGNMENT.
3. OTHER PACKAGES PROPOSED DESIGNS ARE SHOWN INDICATIVELY FOR INFORMATION.
4. ALL DIMENSIONS RELEVANT TO SETTING OUT AND OFF-SITE WORK SHALL BE VERIFIED BEFORE CONSTRUCTION AND FABRICATION IS COMMENCED. THE ENGINEER'S DRAWINGS SHALL NOT BE SCALED. THE CO-ORDINATE SYSTEM USED IN ALL DRAWINGS IS THE CANBERRA MAP GRID (STROMLO), 200,000 EAST, 600,000 NORTH
5. THE LOCATION OF EXISTING UTILITIES DEPICTED ON THE DRAWINGS ARE INDICATIVE ONLY. THE CONSTRUCTION TEAM IS REQUIRED TO VERIFY THE LOCATION OF ALL EXISTING UTILITIES PRIOR TO THE COMMENCEMENT OF WORK.
6. ALL DISTURBED SURFACES SHALL BE REINSTATED TO AT LEAST THEIR PRE-CONSTRUCTION CONDITION, UNLESS NOTED OTHERWISE.
7. SHOULD ANY ABORIGINAL ARTIFACTS BE DISCOVERED IN THE WORK SITE THE CONTRACTOR SHALL REFER TO THE CONSTRUCTION ENVIRONMENT MANAGEMENT PLAN (CEMP) FOR INSTRUCTION ON THEIR TREATMENT.

HORIZONTAL ALIGNMENT / SETTING OUT

1. COORDINATE SYSTEM: MT. STROMLO TRIG (200,000 EAST; 600,000 NORTH).
2. CHAINAGES ORIGINATE FROM THE START OF EACH TRACK CONTROL LINE.

VERTICAL ALIGNMENT

1. HEIGHT DATUM: AUSTRALIAN HEIGHT DATUM (A.H.D.).
2. ALL VERTICAL CURVES DESIGNED AS CUBIC PARABOLAS.

KERBS:

1. FOR STANDARD KERB SHAPES REFER TCCS STANDARD DRAWING No. DS3-01.
2. FOR MODIFIED KERBS REFER TO DRAWING S211-ACM-WOP-CIV-AL-0301.

NOTE:

1. FOR DRAINAGE DETAILS REFER TO DRAINAGE DRAWING S211-ACM-WOP-CIV-SD.
2. FOR PAVEMENT DETAILS REFER TO PAVEMENT DRAWING S211-ACM-WOP-CIV-PA.

NOT FOR CONSTRUCTION

C	ISSUED FOR WORKS APPROVAL	CL 29.09.21	RW 29.09.21	JP 29.09.21
B	ISSUED FOR DRAFT WORKS APPROVAL	CL 17.09.21	RW 17.09.21	JP 17.09.21
A	ISSUED FOR DRAFT WORKS APPROVAL	CL 15.09.21	RW 15.09.21	JP 15.09.21
AMD	DESCRIPTION	DESIGNER SIGN./DATE	VERIFIED SIGN./DATE	APPROVED SIGN./DATE
CO-ORDINATE SYSTEM: STROMLO		HEIGHT DATUM: AHD	SCALE: AS SHOWN	



This drawing is confidential and shall only be used for the purpose of this project. The signing of this title block confirms the design and drafting of this project have been prepared and checked in accordance with the North South Link quality assurance system to ISO 9001-2000.

AECOM
AECOM Australia Pty Ltd
A.B.N. 20 093 846 925

DRAWN S NAIDU
DESIGNED C LANGE
DRG CHECK J SINGH
DESIGN CHECK C VAVOULAS
APPROVED J PETERS

RLC WORKS APPROVAL			
ALIGNMENT GENERAL NOTES			
SHEET 1			
DESIGN LOT No: S211-WORKS APPROVAL	SHEET: 01 OF 01	A1	
STATUS: WORKS APPROVAL ISSUE			
DRG No. S211-ACM-WOP-CIV-AL-0015	EDMS No.	C	

SCALE @ A1

DRAWING COLOUR CODED - PRINT ALL COPIES IN COLOUR

C:\working\aecom_ds12_aur\lulan.singh@aecom.com\proj\168859\S211-ACM-WOP-CIV-AL-0015.dwg
 File: P:\168859\S211-ACM-WOP-CIV-AL-0015
 10/5/2021 4:28 PM
 Plotted by: SINGU

LEGEND

EXISTING

- CADASTRAL BOUNDARY
- KERB / EDGE OF BITUMEN
- EXISTING TREE TO BE RETAINED
- PROPOSED TREES

PROPOSED WORKS

- RLC WORKS BOUNDARY
- PROPOSED S63 BLOCK BOUNDARY
- DRAFT S63 EDP BOUNDARY
- CONTROL LINE
- KERB ONLY / MODIFIED KERB & GUTTER
- MOUNTABLE KERB / MODIFIED FLUSH KERB
- MOUNTABLE KERB / MODIFIED FLUSH KERB
- MOUNTABLE KERB / MODIFIED FLUSH KERB
- KERB AND GUTTER / MODIFIED MOUNTABLE KERB**
- TRANSVERSE KERB / MODIFIED KERB ONLY**
- LAMP/STREETLIGHT
- RETAINING WALL
- PEDESTRIAN FENCE
- MANHOLE
- TYPE QS SUMP SINGLE
- TYPE R SUMP SINGLE
- TYPE R SUMP DOUBLE
- SA2 R
- SA1
- SA2 SAG R
- TYPE 'SO1' PIT
- TYPE 'F' PIT
- ACT KIS SUMP
- GRATED PIT
- HEADWALL
- PLANTATION SUMP SINGLE
- ACT SPECIAL CHAMBERED MANHOLE

PROPOSED WORKS

- SILT FENCE
- SECURITY PERIMETER FENCE
- HAY BALE
- NOMINATED STOCKPILE AREA
- NOMINATED MATERIAL STORAGE
- STABILISED SITE ACCESS POINT


INFRASTRUCTURE & CABLES

- PEDESTAL
- COMBINED USE
- MAST ARM
- NEW TCS POLE
- JUNCTION BOX (JBR)
- JC-1 PIT BOX
- 2x Ø140mm CONDUIT
- 1x Ø100mm
- 1x Ø140mm
- 1x Ø50mm
- 1x Ø50mm
2x Ø140mm
- 1x Ø125mm (ACTEW CONDUIT)

PROPOSED UTILITIES

- PROPOSED WATER MAIN
- SHARED TRENCH
- TRANSACT LINE
- TELSTRA LINE
- DDTS LINE
- ICON LINE
- OPTUS LINE
- NBN LINE
- TELECOMMUNICATION PITS
- GAS LINE
- SEWER LINE

AMD	DESCRIPTION	DESIGNER SIGN./DATE	VERIFIED SIGN./DATE	APPROVED SIGN./DATE
C	ISSUED FOR WORKS APPROVAL	CL 29.09.21	RW 29.09.21	JP 29.09.21
B	ISSUED FOR DRAFT WORKS APPROVAL	CL 17.09.21	RW 17.09.21	JP 17.09.21
A	ISSUED FOR DRAFT WORKS APPROVAL	CL 15.09.21	RW 15.09.21	JP 15.09.21



This drawing is confidential and shall only be used for the purpose of this project. The signing of this title block confirms the design and drafting of this project have been prepared and checked in accordance with the North South Link quality assurance system to ISO 9001-2000.

AECOM
AECOM Australia Pty Ltd
A.B.N. 20 093 846 925

DRAWN: S NAIDU
DESIGNED: C LANGE
DRG CHECK: J SINGH
DESIGN CHECK: C VAVOULAS
APPROVED: J PETERS

NOT FOR CONSTRUCTION

RLC WORKS APPROVAL
ALIGNMENT
LEGEND

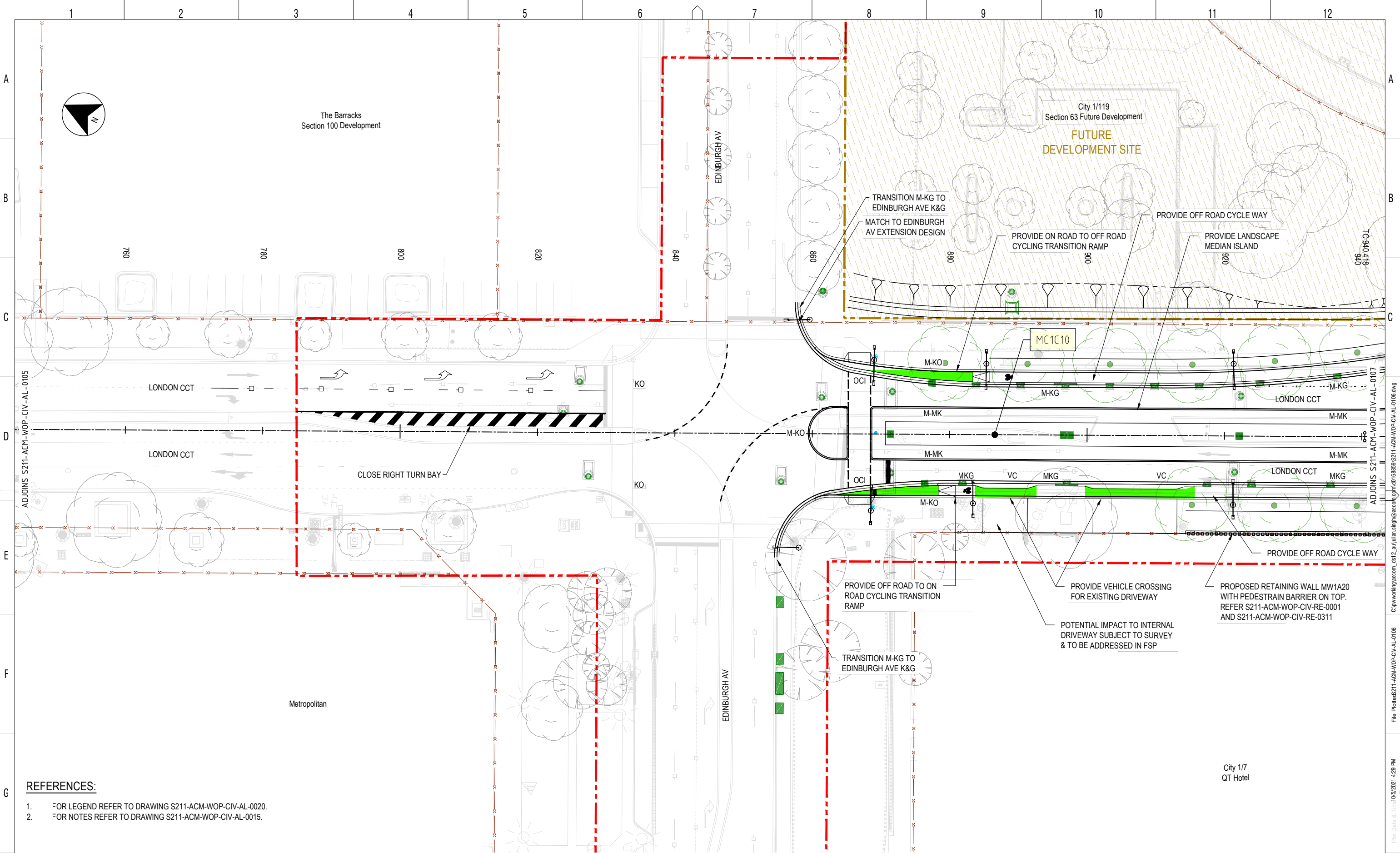
SHEET 1

DESIGN LOT No: S211-WORKS APPROVAL	SHEET: 01 OF 01	A1
STATUS: WORKS APPROVAL ISSUE		
DRG No. S211-ACM-WOP-CIV-AL-0020	EDMS No.	C

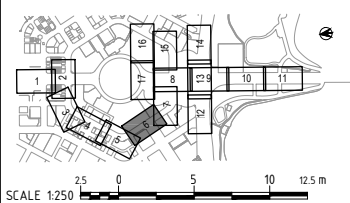
SCALE @ A1

DRAWING COLOUR CODED - PRINT ALL COPIES IN COLOUR

C:\working\acrom_ds12_aur\lisa.singh@acrom.com\proj\0168559\S211-ACM-WOP-CIV-AL-0020.dwg
 File: P:\0168559\S211-ACM-WOP-CIV-AL-0020
 Plot Date & Time: 10/5/2021 4:28 PM
 Plotted by: SINGU




- REFERENCES:**
- FOR LEGEND REFER TO DRAWING S211-ACM-WOP-CIV-AL-0020.
 - FOR NOTES REFER TO DRAWING S211-ACM-WOP-CIV-AL-0015.



DRAWING COLOUR CODED - PRINT ALL COPIES IN COLOUR

AMD	DESCRIPTION	DESIGNER SIGN./DATE	VERIFIED SIGN./DATE	APPROVED SIGN./DATE
C	ISSUED FOR WORKS APPROVAL	CL 29.09.21	RW 29.09.21	JP 29.09.21
B	ISSUED FOR DRAFT WORKS APPROVAL	CL 17.09.21	RW 17.09.21	JP 17.09.21
A	ISSUED FOR DRAFT WORKS APPROVAL	CL 15.09.21	RW 15.09.21	JP 15.09.21

CO-ORDINATE SYSTEM: STROMLO HEIGHT DATUM: AHD SCALE: AS SHOWN



This drawing is confidential and shall only be used for the purpose of this project. The signing of this title block confirms the design and drafting of this project have been prepared and checked in accordance with the North South Link quality assurance system to ISO 9001-2000.

AECOM
AECOM Australia Pty Ltd
A.B.N. 20 093 846 925

DRAWN: S NAIDU
DESIGNED: C LANGE
DRG CHECK: J SINGH
DESIGN CHECK: C VAVOULAS
APPROVED: J PETERS

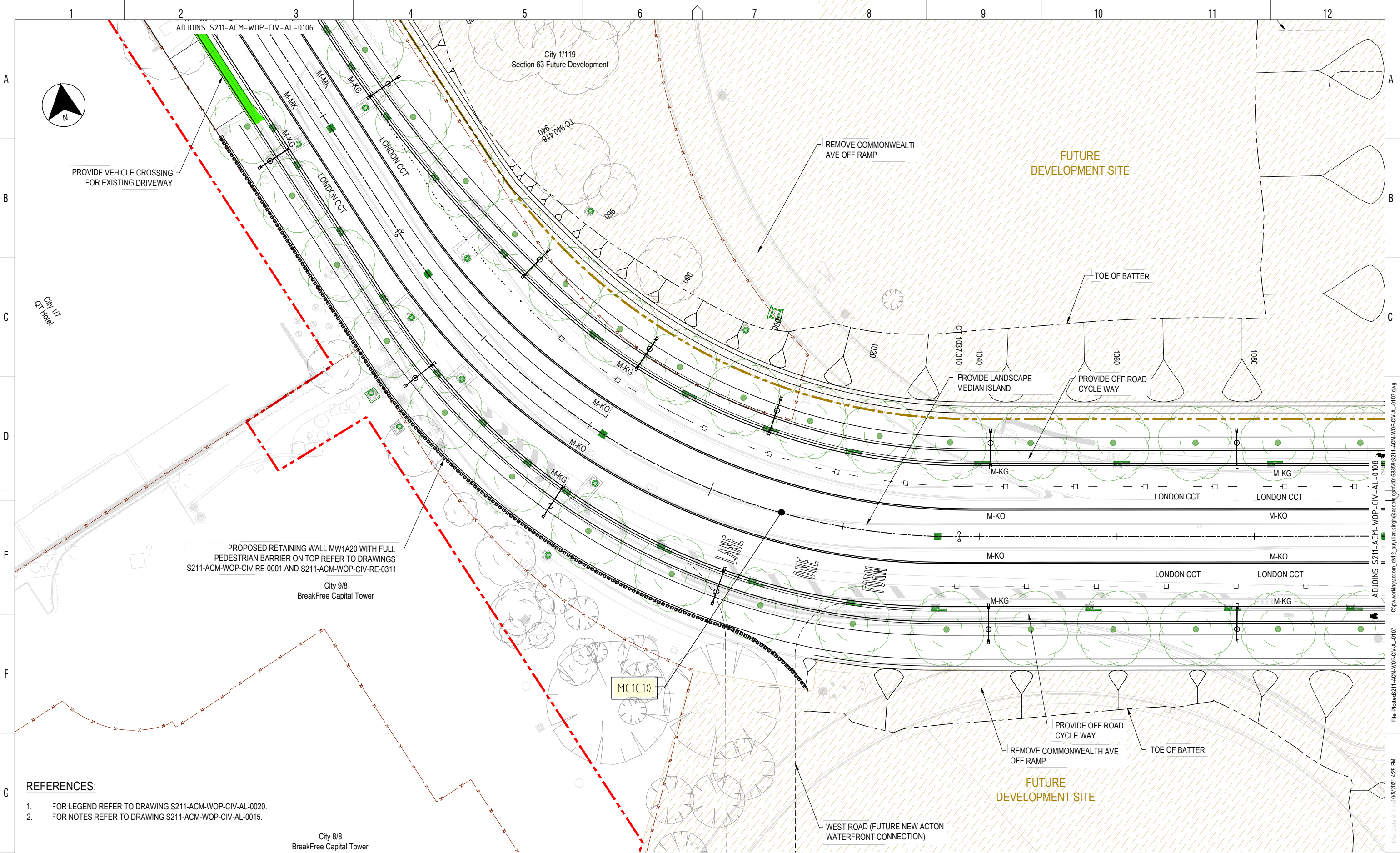
NOT FOR CONSTRUCTION

RLC WORKS APPROVAL
ALIGNMENT
GENERAL ARRANGEMENT
LONDON CCT/EDINBURGH AV STOP
SHEET 6

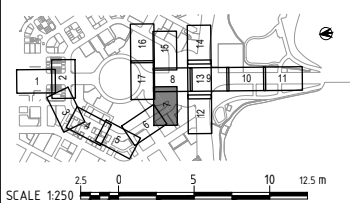
DESIGN LOT No: S211-WORKS APPROVAL	SHEET: 06 OF 17	A1
STATUS: WORKS APPROVAL ISSUE	EDMS No.	C
DRG No: S211-ACM-WOP-CIV-AL-0106		

DF 801-554

File: P:\Projects\S211-ACM-WOP-CIV-AL-0106
 Plot Date & Time: 10/5/2021 4:29 PM
 C:\working\acrom\ds12_aur\plan_singh\acrom\p16859\S211-ACM-WOP-CIV-AL-0106.dwg
 Plotted by: SINGU



- REFERENCES:**
- FOR LEGEND REFER TO DRAWING S211-ACM-WOP-CIV-AL-0020.
 - FOR NOTES REFER TO DRAWING S211-ACM-WOP-CIV-AL-0015.



DRAWING COLOUR CODED - PRINT ALL COPIES IN COLOUR

AMD	DESCRIPTION	DESIGNER SIGN./DATE	VERIFIED SIGN./DATE	APPROVED SIGN./DATE
C	ISSUED FOR WORKS APPROVAL	CL 29.09.21	RW 29.09.21	JP 29.09.21
B	ISSUED FOR DRAFT WORKS APPROVAL	CL 17.09.21	RW 17.09.21	JP 17.09.21
A	ISSUED FOR DRAFT WORKS APPROVAL	CL 15.09.21	RW 15.09.21	JP 15.09.21

CO-ORDINATE SYSTEM: STROMLO HEIGHT DATUM: AHD SCALE: AS SHOWN



This drawing is confidential and shall only be used for the purpose of this project. The signing of this title block confirms the design and drafting of this project have been prepared and checked in accordance with the North South Link quality assurance system to ISO 9001-2000.



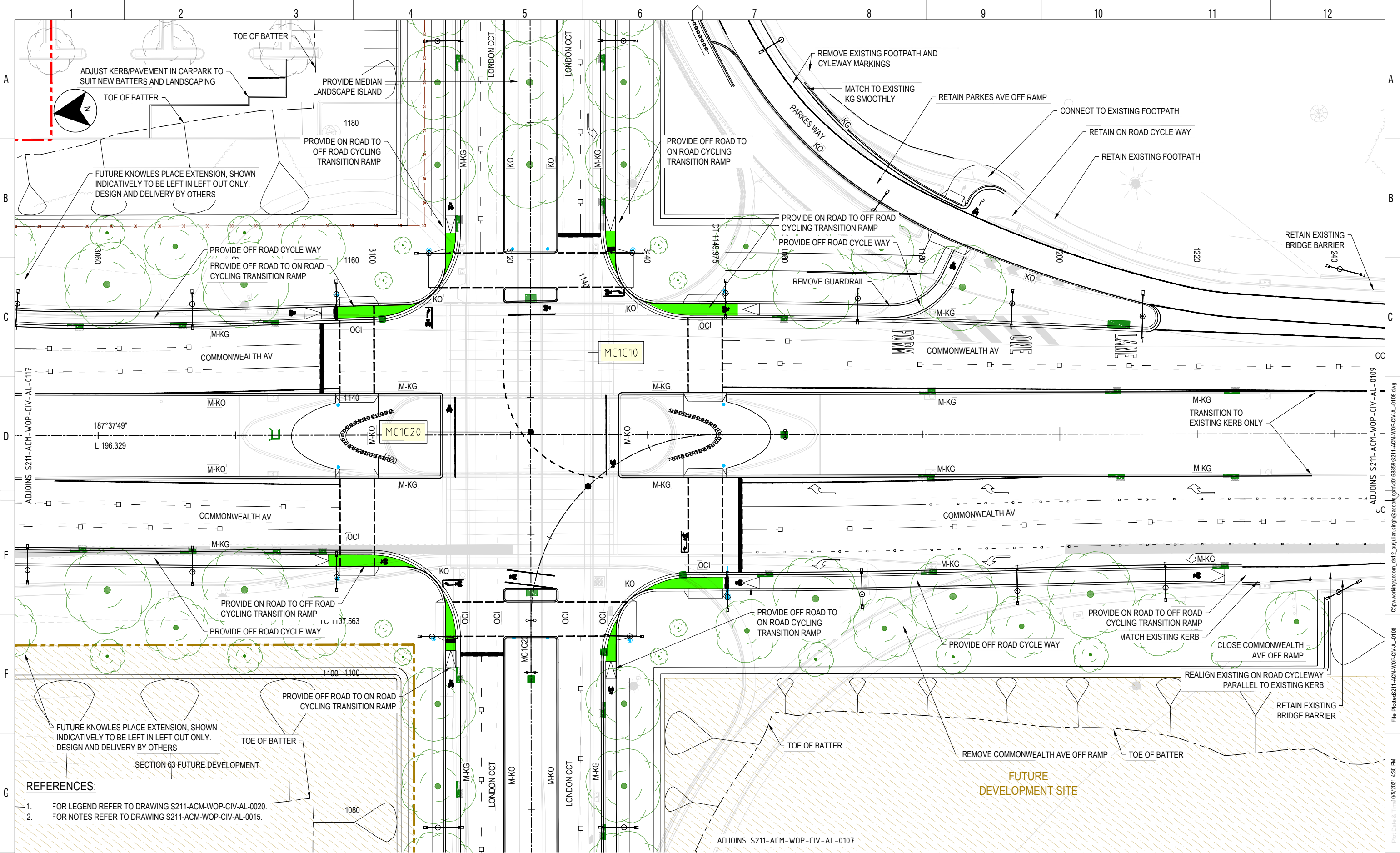
DRAWN: S NAIDU
 DESIGNED: C LANGE
 DRG CHECK: J SINGH
 DESIGN CHECK: C VAVOULAS
 APPROVED: J PETERS

NOT FOR CONSTRUCTION

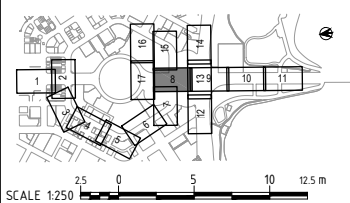
RLC WORKS APPROVAL
 ALIGNMENT
 GENERAL ARRANGEMENT
 LONDON CCT/QT HOTEL
 SHEET 7

DESIGN LOT No: S211-WORKS APPROVAL SHEET: 07 OF 17 A1
 STATUS: WORKS APPROVAL ISSUE
 DRG No: S211-ACM-WOP-CIV-AL-0107 EDMS No. C

File: Plotees211-ACM-WOP-CIV-AL-0107.dwg
 C:\working\acrom\ds12_aur\lisa.singh\acrom\plotees211-ACM-WOP-CIV-AL-0107.dwg
 Plot Date & Time: 10/5/2021 4:29 PM
 Plotted by: SINGU



- REFERENCES:**
- FOR LEGEND REFER TO DRAWING S211-ACM-WOP-CIV-AL-0020.
 - FOR NOTES REFER TO DRAWING S211-ACM-WOP-CIV-AL-0015.




DRAWING COLOUR CODED - PRINT ALL COPIES IN COLOUR

NOT FOR CONSTRUCTION

AMD	DESCRIPTION	DESIGNER SIGN./DATE	VERIFIED SIGN./DATE	APPROVED SIGN./DATE
C	ISSUED FOR WORKS APPROVAL	CL 29.09.21	RW 29.09.21	JP 29.09.21
B	ISSUED FOR DRAFT WORKS APPROVAL	CL 17.09.21	RW 17.09.21	JP 17.09.21
A	ISSUED FOR DRAFT WORKS APPROVAL	CL 15.09.21	RW 15.09.21	JP 15.09.21

CO-ORDINATE SYSTEM: STROMLO HEIGHT DATUM: AHD SCALE: AS SHOWN



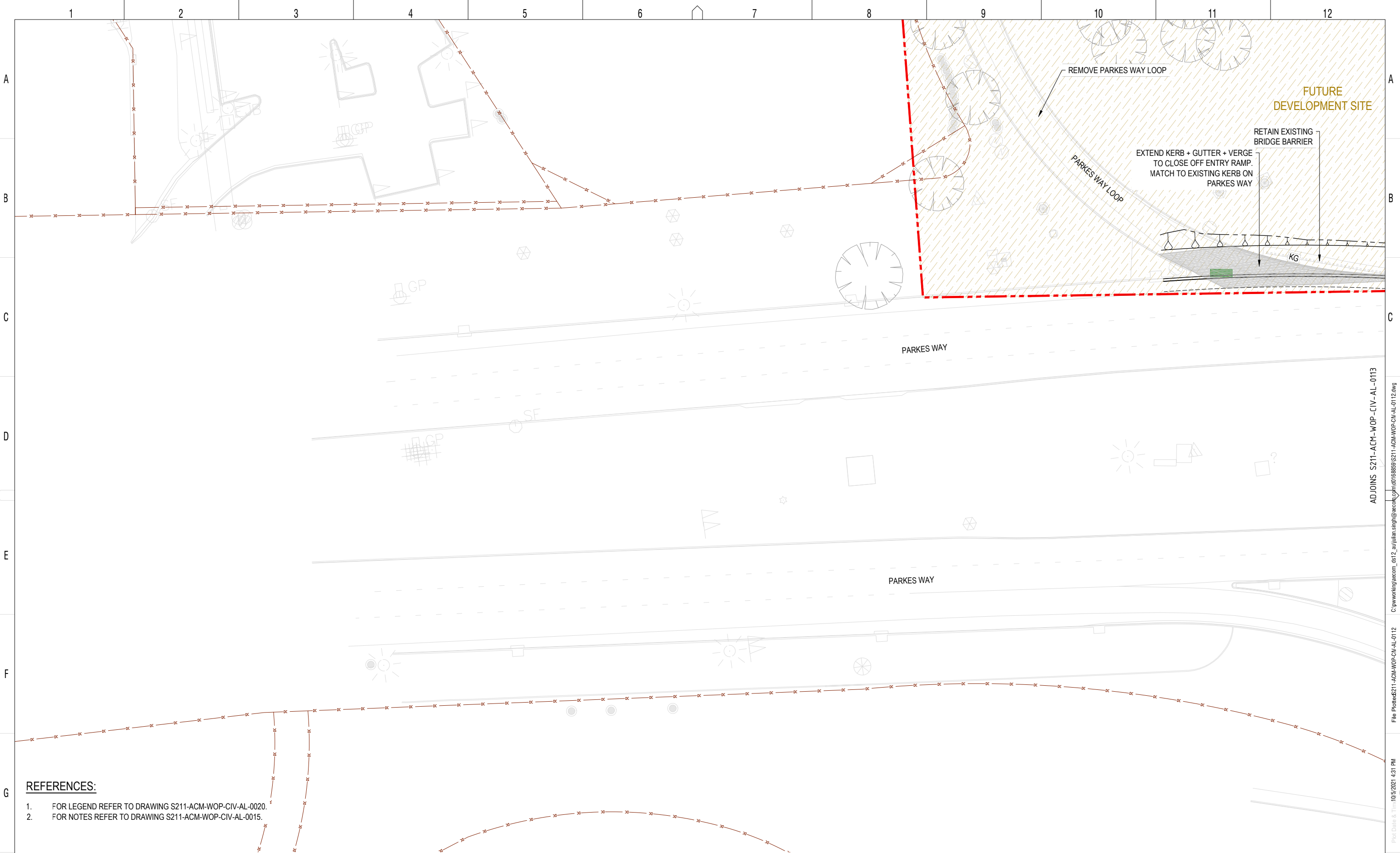
This drawing is confidential and shall only be used for the purpose of this project. The signing of this title block confirms the design and drafting of this project have been prepared and checked in accordance with the North South Link quality assurance system to ISO 9001-2000.

AECOM
A.E.C.O.M. Australia Pty Ltd
A.B.N. 20 093 846 925

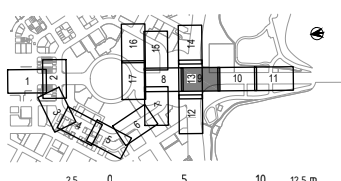
DRAWN: S NAIDU
DESIGNED: C LANGE
DRG CHECK: J SINGH
DESIGN CHECK: C VAVOULAS
APPROVED: J PETERS

RLC WORKS APPROVAL		
ALIGNMENT		
GENERAL ARRANGEMENT		
LONDON CCT/COMMONWEALTH AV		
SHEET 8		
DESIGN LOT No:	S211-WORKS APPROVAL	SHEET: 08 OF 17
STATUS:	WORKS APPROVAL ISSUE	
DRG No:	S211-ACM-WOP-CIV-AL-0108	EDMS No.
		C

File: P:\Projects\S211-ACM-WOP-CIV-AL-0108...
 C:\working\acrom...
 Plot Date & Time: 10/5/2021 4:30 PM
 Plotted by: SINGU



- REFERENCES:**
- FOR LEGEND REFER TO DRAWING S211-ACM-WOP-CIV-AL-0020.
 - FOR NOTES REFER TO DRAWING S211-ACM-WOP-CIV-AL-0015.



DRAWING COLOUR CODED - PRINT ALL COPIES IN COLOUR

AMD	DESCRIPTION	DESIGNER SIGN./DATE	VERIFIED SIGN./DATE	APPROVED SIGN./DATE
C	ISSUED FOR WORKS APPROVAL	CL 29.09.21	RW 29.09.21	JP 29.09.21
B	ISSUED FOR DRAFT WORKS APPROVAL	CL 17.09.21	RW 17.09.21	JP 17.09.21
A	ISSUED FOR DRAFT WORKS APPROVAL	CL 15.09.21	RW 15.09.21	JP 15.09.21

CO-ORDINATE SYSTEM: STROMLO HEIGHT DATUM: AHD SCALE: AS SHOWN



This drawing is confidential and shall only be used for the purpose of this project. The signing of this title block confirms the design and drafting of this project have been prepared and checked in accordance with the North South Link quality assurance system to ISO 9001-2000.



DRAWN: S NAIDU
 DESIGNED: C LANGE
 DRG CHECK: J SINGH
 DESIGN CHECK: C VAVOULAS
 APPROVED: J PETERS

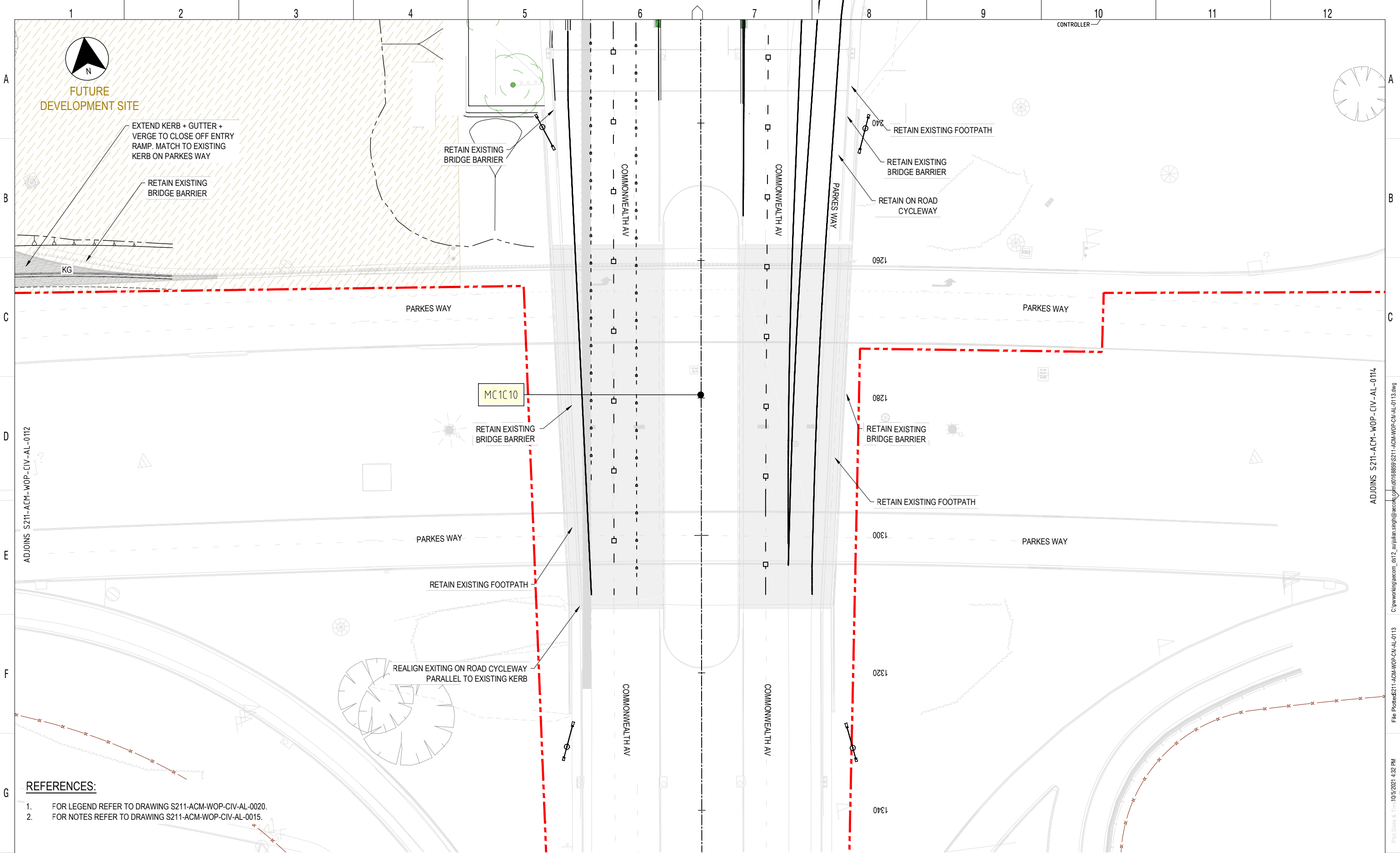
NOT FOR CONSTRUCTION

RLC WORKS APPROVAL
 ALIGNMENT
GENERAL ARRANGEMENT
 PARKES WAY/PARKES WAY LOOP
 SHEET 12

DESIGN LOT No: S211-WORKS APPROVAL	SHEET: 12 OF 17	A1
STATUS: WORKS APPROVAL ISSUE	©	
DRG No: S211-ACM-WOP-CIV-AL-0112	EDMS No:	C

DF 801554

ADJOINS S211-ACM-WOP-CIV-AL-0113
 File: P:\Projects\S211-ACM-WOP-CIV-AL-0112
 C:\working\acrom...ds12_aur\lulan.singh@acrom.com\p\h\0168859\S211-ACM-WOP-CIV-AL-0112.dwg
 Plot Date & Time: 10/5/2021 4:31 PM
 Plotted by: SINGU



- REFERENCES:**
- FOR LEGEND REFER TO DRAWING S211-ACM-WOP-CIV-AL-0020.
 - FOR NOTES REFER TO DRAWING S211-ACM-WOP-CIV-AL-0015.



SCALE 1:250
SCALE @ A1

DRAWING COLOUR CODED - PRINT ALL COPIES IN COLOUR

NOT FOR CONSTRUCTION

AMD	DESCRIPTION	DESIGNER SIGN./DATE	VERIFIED SIGN./DATE	APPROVED SIGN./DATE
C	ISSUED FOR WORKS APPROVAL	CL 29.09.21	RW 29.09.21	JP 29.09.21
B	ISSUED FOR DRAFT WORKS APPROVAL	CL 17.09.21	RW 17.09.21	JP 17.09.21
A	ISSUED FOR DRAFT WORKS APPROVAL	CL 15.09.21	RW 15.09.21	JP 15.09.21

CO-ORDINATE SYSTEM: STROMLO HEIGHT DATUM: AHD SCALE: AS SHOWN



This drawing is confidential and shall only be used for the purpose of this project. The signing of this title block confirms the design and drafting of this project have been prepared and checked in accordance with the North South Link quality assurance system to ISO 9001-2000.

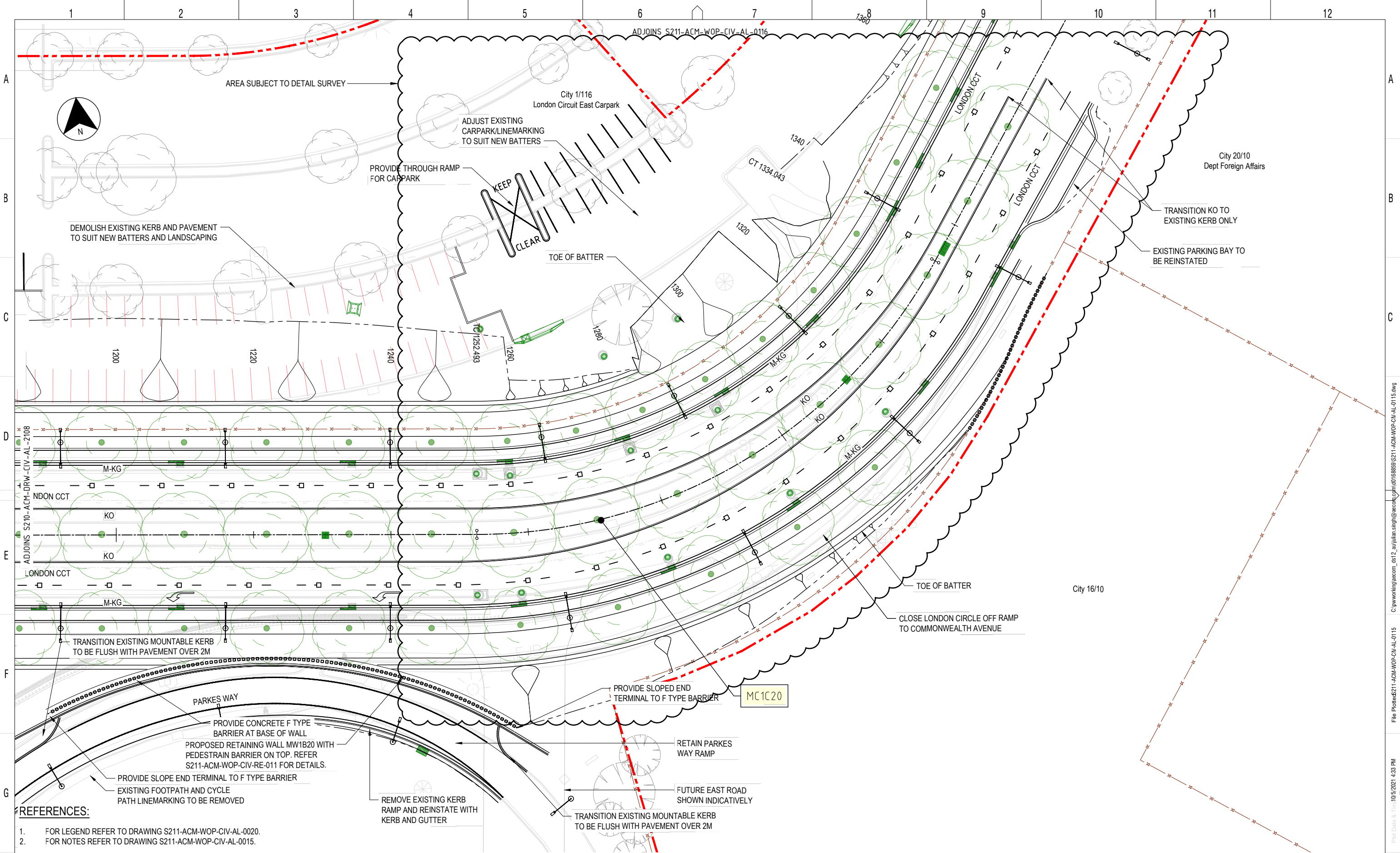


DRAWN S NAIDU
DESIGNED C LANGE
DRG CHECK J SINGH
DESIGN CHECK C VAVOULAS
APPROVED J PETERS

RLC WORKS APPROVAL
ALIGNMENT
GENERAL ARRANGEMENT
PARKES WAY/PARKES WAY LOOP
SHEET 13

DESIGN LOT No: S211-WORKS APPROVAL SHEET: 13 OF 17 A1
STATUS: WORKS APPROVAL ISSUE
DRG No. S211-ACM-WOP-CIV-AL-0113 EDMS No. C

ADJOINS S211-ACM-WOP-CIV-AL-0112
 ADJOINS S211-ACM-WOP-CIV-AL-0114
 File Pathes: S211-ACM-WOP-CIV-AL-0113
 C:\working\acrom_ds12_aur\lisa.singh\acrom\proj\168859\S211-ACM-WOP-CIV-AL-0113.dwg
 Plot Date & Time: 10/5/2021 4:32 PM
 Plotted by: SINGU



REFERENCES:

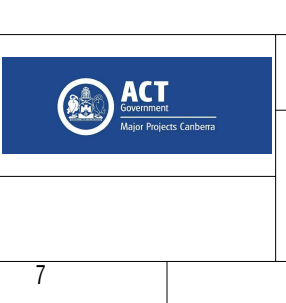
- FOR LEGEND REFER TO DRAWING S211-ACM-WOP-CIV-AL-0020.
- FOR NOTES REFER TO DRAWING S211-ACM-WOP-CIV-AL-0015.

SCALE 1:250
SCALE @ A1

DRAWING COLOUR CODED - PRINT ALL COPIES IN COLOUR

REV	DESCRIPTION	DESIGNER SIGN./DATE	VERIFIED SIGN./DATE	APPROVED SIGN./DATE
C	ISSUED FOR WORKS APPROVAL	CL 29.09.21	RW 29.09.21	JP 29.09.21
B	ISSUED FOR DRAFT WORKS APPROVAL	CL 17.09.21	RW 17.09.21	JP 17.09.21
A	ISSUED FOR DRAFT WORKS APPROVAL	CL 15.09.21	RW 15.09.21	JP 15.09.21
AMD				

CO-ORDINATE SYSTEM: STROMLO HEIGHT DATUM: AHD SCALE: AS SHOWN



This drawing is confidential and shall only be used for the purpose of this project. The signing of this title block confirms the design and drafting of this project have been prepared and checked in accordance with the North South Link quality assurance system to ISO 9001-2000.

AECOM
AECOM Australia Pty Ltd
A.B.N. 20 093 846 925

DRAWN: S NAIDU
DESIGNED: C LANGE
DRG CHECK: J SINGH
DESIGN CHECK: C VAVOULAS
APPROVED: J PETERS

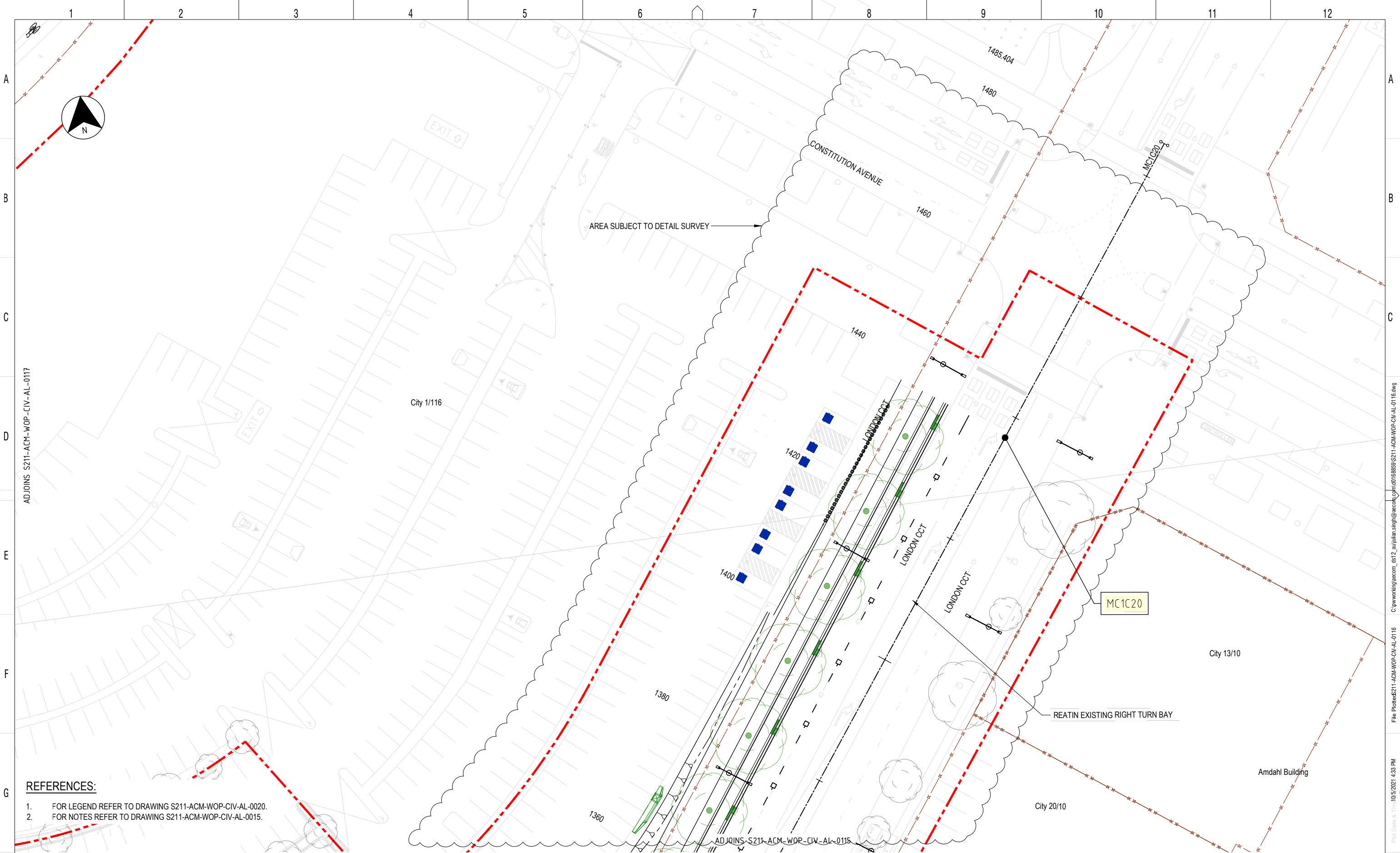
NOT FOR CONSTRUCTION

RLC WORKS APPROVAL
ALIGNMENT
GENERAL ARRANGEMENT
LONDON CCT/LONDON CCT EAST CAR PARK
SHEET 15

DESIGN LOT No: S211-WORKS APPROVAL SHEET: 15 OF 17 A1
STATUS: WORKS APPROVAL ISSUE ©
DRG No: S211-ACM-WOP-CIV-AL-0115 EDMS No. C

Printed by SINGU

File Path: C:\working\acrom\0512_aur\urban\singh\acrom\proj\0168859\S211-ACM-WOP-CIV-AL-0115.dwg
 Plot Date & Time: 10/5/2021 4:33 PM
 DF 801*554



AD JOINS S211-ACM-WOP-CIV-AL-0117

- REFERENCES:**
- FOR LEGEND REFER TO DRAWING S211-ACM-WOP-CIV-AL-0020.
 - FOR NOTES REFER TO DRAWING S211-ACM-WOP-CIV-AL-0015.



SCALE 1:250
SCALE @ A1


DRAWING COLOUR CODED - PRINT ALL COPIES IN COLOUR

AREA SUBJECT TO DETAIL SURVEY

NOT FOR CONSTRUCTION

AMD	DESCRIPTION	DESIGNER SIGN./DATE	VERIFIED SIGN./DATE	APPROVED SIGN./DATE
C	ISSUED FOR WORKS APPROVAL	CL 29.09.21	RW 29.09.21	JP 29.09.21
B	ISSUED FOR DRAFT WORKS APPROVAL	CL 17.09.21	RW 17.09.21	JP 17.09.21
A	ISSUED FOR DRAFT WORKS APPROVAL	CL 15.09.21	RW 15.09.21	JP 15.09.21

CO-ORDINATE SYSTEM: STROMLO HEIGHT DATUM: AHD SCALE: AS SHOWN



This drawing is confidential and shall only be used for the purpose of this project. The signing of this title block confirms the design and drafting of this project have been prepared and checked in accordance with the North South Link quality assurance system to ISO 9001-2000.

AECOM
AECOM Australia Pty Ltd
A.B.N. 20 093 846 925

DRAWN: S NAIDU
DESIGNED: C LANGE
DRG CHECK: J SINGH
DESIGN CHECK: C VAVOULAS
APPROVED: J PETERS

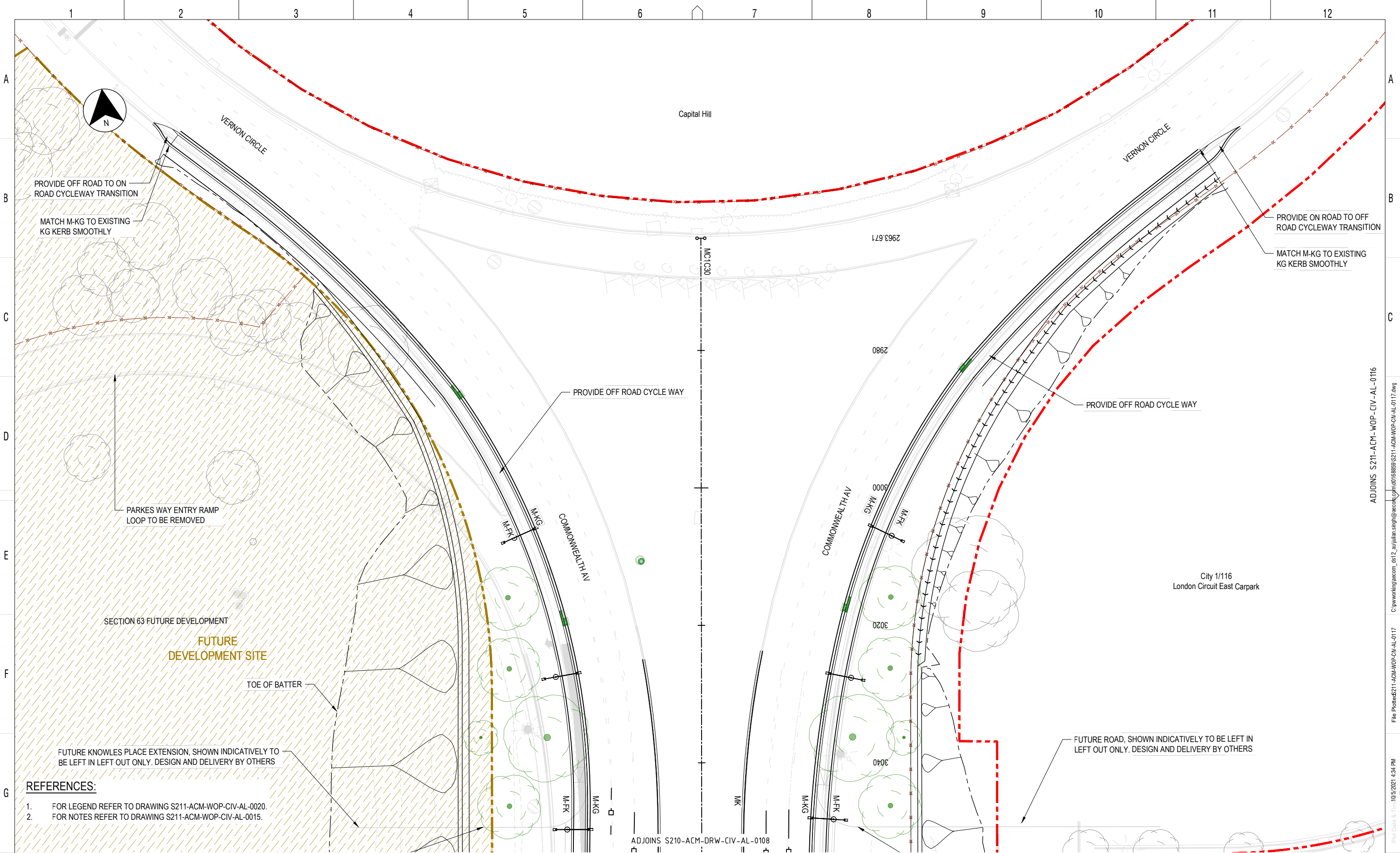
RLC WORKS APPROVAL

**ALIGNMENT
GENERAL ARRANGEMENT
LONDON CCT/LONDON CCT EAST CAR PARK
SHEET 16**

DESIGN LOT No: S211-WORKS APPROVAL	SHEET: 16 OF 17	A1
STATUS: WORKS APPROVAL ISSUE	©	
DRG No. S211-ACM-WOP-CIV-AL-0116	EDMS No.	C

Printed by SINGU

File Path: S211-ACM-WOP-CIV-AL-0116
C:\working\acrom\ds12_aur\lisa.singh\acrom\proj\016859\S211-ACM-WOP-CIV-AL-0116.dwg
Plot Date & Time: 10/5/2021 4:33 PM
DF 801*554



PROVIDE OFF ROAD TO ON ROAD CYCLEWAY TRANSITION

MATCH M-KG TO EXISTING KG KERB SMOOTHLY

PROVIDE ON ROAD TO OFF ROAD CYCLEWAY TRANSITION

MATCH M-KG TO EXISTING KG KERB SMOOTHLY

PROVIDE OFF ROAD CYCLE WAY

PROVIDE OFF ROAD CYCLE WAY

PARKES WAY ENTRY RAMP LOOP TO BE REMOVED

SECTION 63 FUTURE DEVELOPMENT
FUTURE DEVELOPMENT SITE

TOE OF BATTER

FUTURE KNOWLES PLACE EXTENSION, SHOWN INDICATIVELY TO BE LEFT IN LEFT OUT ONLY. DESIGN AND DELIVERY BY OTHERS

FUTURE ROAD, SHOWN INDICATIVELY TO BE LEFT IN LEFT OUT ONLY. DESIGN AND DELIVERY BY OTHERS

REFERENCES:

1. FOR LEGEND REFER TO DRAWING S211-ACM-WOP-CIV-AL-0020.
2. FOR NOTES REFER TO DRAWING S211-ACM-WOP-CIV-AL-0015.



SCALE 1:250
 SCALE @ A1

DRAWING COLOUR CODED - PRINT ALL COPIES IN COLOUR

ADJOINS S210-ACM-DRW-CIV-AL-0108

NOT FOR CONSTRUCTION

AMD	DESCRIPTION	DESIGNER SIGN./DATE	VERIFIED SIGN./DATE	APPROVED SIGN./DATE
C	ISSUED FOR WORKS APPROVAL	CL 29.09.21	RW 29.09.21	JP 29.09.21
B	ISSUED FOR DRAFT WORKS APPROVAL	CL 17.09.21	RW 17.09.21	JP 17.09.21
A	ISSUED FOR DRAFT WORKS APPROVAL	CL 15.09.21	RW 15.09.21	JP 15.09.21

CO-ORDINATE SYSTEM: STROMLO HEIGHT DATUM: AHD SCALE: AS SHOWN



This drawing is confidential and shall only be used for the purpose of this project. The signing of this title block confirms the design and drafting of this project have been prepared and checked in accordance with the North South Link quality assurance system to ISO 9001-2000.

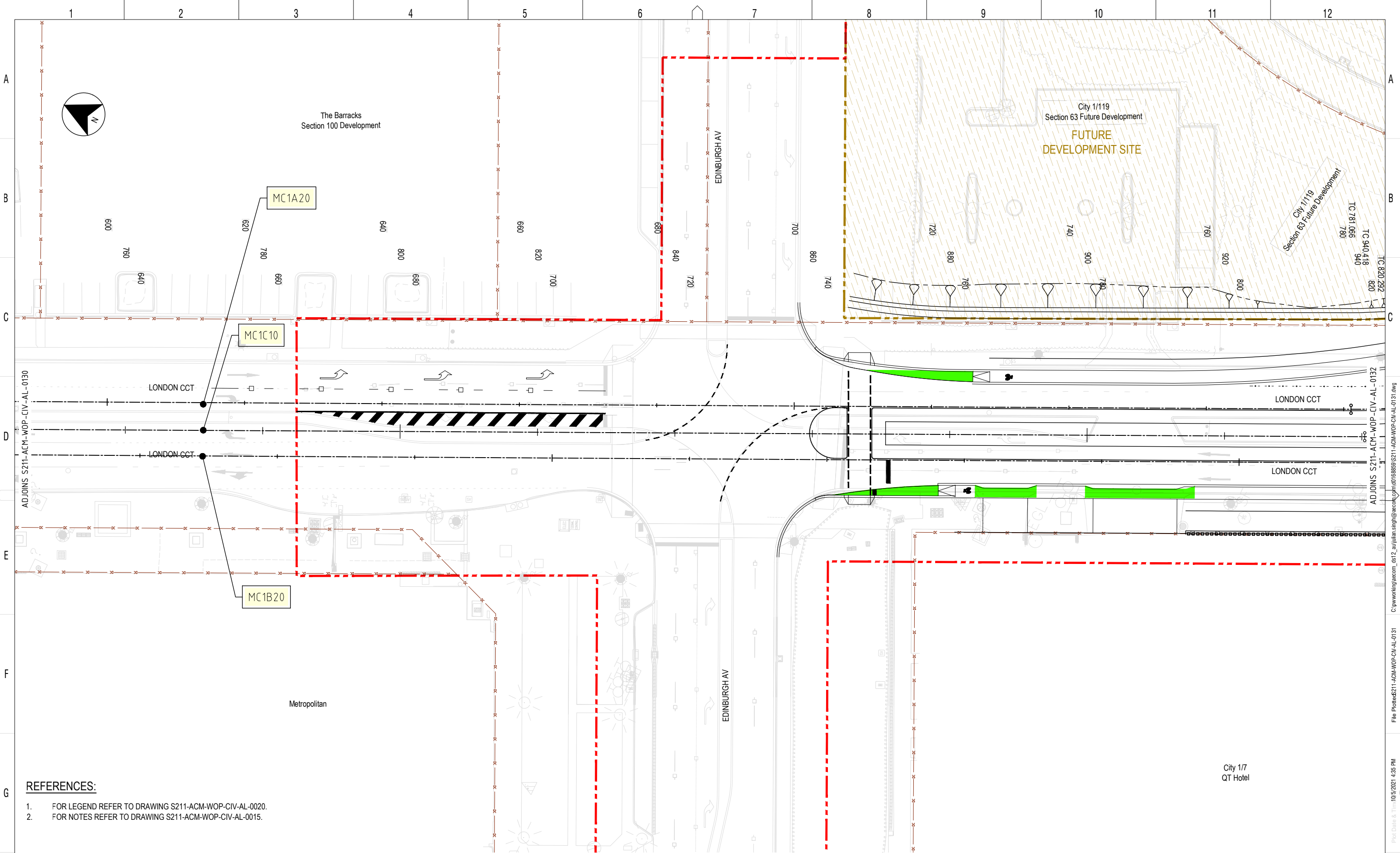


DRAWN S NAIDU
 DESIGNED C LANGE
 DRG CHECK J SINGH
 DESIGN CHECK C VAVOULAS
 APPROVED J PETERS

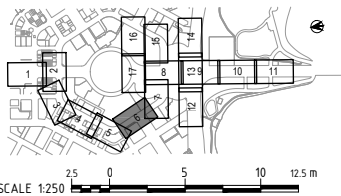
RLC WORKS APPROVAL
 ALIGNMENT
GENERAL ARRANGEMENT
COMMONWEALTH AV/VERNON CIRCLE
 SHEET 17

DESIGN LOT No: S211-WORKS APPROVAL SHEET: 17 OF 17 A1
 STATUS: WORKS APPROVAL ISSUE ©
 DRG No. S211-ACM-WOP-CIV-AL-0117 EDMS No. C

ADJOINS S211-ACM-WOP-CIV-AL-0116
 C:\working\acm\ds12_aur\lisa.singh@acm.com\proj\168859\S211-ACM-WOP-CIV-AL-0117.dwg
 File Path: S211-ACM-WOP-CIV-AL-0117
 Plot Date & Time: 10/5/2021 4:34 PM
 Plotted by: SINGU



- REFERENCES:**
- FOR LEGEND REFER TO DRAWING S211-ACM-WOP-CIV-AL-0020.
 - FOR NOTES REFER TO DRAWING S211-ACM-WOP-CIV-AL-0015.



DRAWING COLOUR CODED - PRINT ALL COPIES IN COLOUR

AMD	DESCRIPTION	DESIGNER SIGN./DATE	VERIFIED SIGN./DATE	APPROVED SIGN./DATE
C	ISSUED FOR WORKS APPROVAL	CL 29.09.21	RW 29.09.21	JP 29.09.21
B	ISSUED FOR DRAFT WORKS APPROVAL	CL 17.09.21	RW 17.09.21	JP 17.09.21
A	ISSUED FOR DRAFT WORKS APPROVAL	CL 15.09.21	RW 15.09.21	JP 15.09.21

CO-ORDINATE SYSTEM: STROMLO HEIGHT DATUM: AHD SCALE: AS SHOWN



This drawing is confidential and shall only be used for the purpose of this project. The signing of this title block confirms the design and drafting of this project have been prepared and checked in accordance with the North South Link quality assurance system to ISO 9001-2000.

AECOM
AECOM Australia Pty Ltd
A.B.N. 20 093 846 925

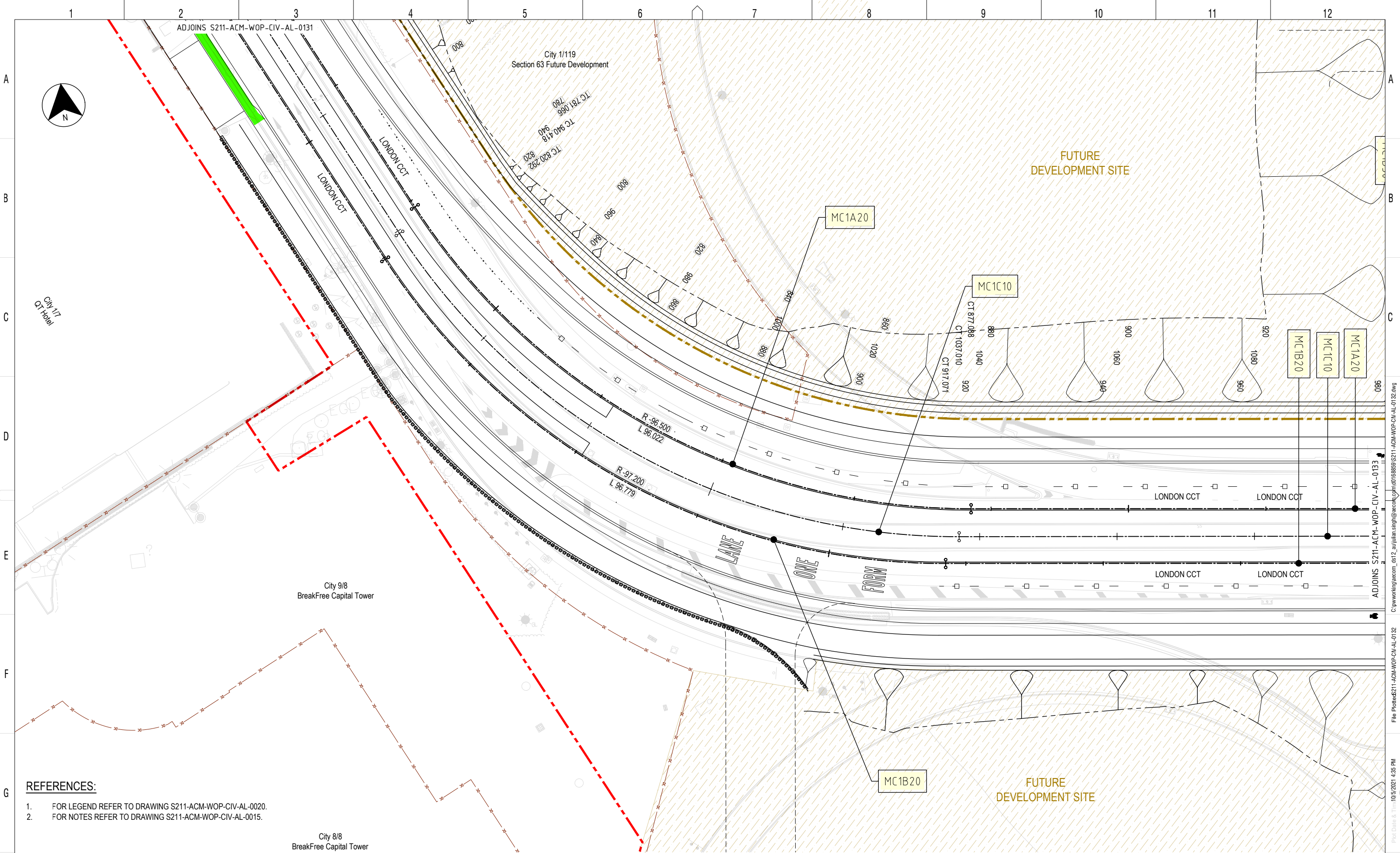
DRAWN: S NAIDU
DESIGNED: C LANGE
DRG CHECK: J SINGH
DESIGN CHECK: C VAVOULAS
APPROVED: J PETERS

NOT FOR CONSTRUCTION

RLC WORKS APPROVAL
ALIGNMENT
CONTROL LINE PLAN
LONDON CCT/EDINBURGH AV STOP
SHEET 6

DESIGN LOT No: S211-WORKS APPROVAL SHEET: 06 OF 17 A1
STATUS: WORKS APPROVAL ISSUE ©
DRG No: S211-ACM-WOP-CIV-AL-0131 EDMS No. C

C:\working\acrom...
 File: P:\Protees\S211-ACM-WOP-CIV-AL-0131
 Plot Date & Time: 10/5/2021 4:35 PM
 Plotted by: SHWA,NAIDU
 DF 801*554



- REFERENCES:**
- FOR LEGEND REFER TO DRAWING S211-ACM-WOP-CIV-AL-0020.
 - FOR NOTES REFER TO DRAWING S211-ACM-WOP-CIV-AL-0015.



SCALE 1:250
SCALE @ A1

DRAWING COLOUR CODED - PRINT ALL COPIES IN COLOUR

REV	DESCRIPTION	DESIGNER SIGN./DATE	VERIFIED SIGN./DATE	APPROVED SIGN./DATE
C	ISSUED FOR WORKS APPROVAL	CL 29.09.21	RW 29.09.21	JP 29.09.21
B	ISSUED FOR DRAFT WORKS APPROVAL	CL 17.09.21	RW 17.09.21	JP 17.09.21
A	ISSUED FOR DRAFT WORKS APPROVAL	CL 15.09.21	RW 15.09.21	JP 15.09.21
AMD				

CO-ORDINATE SYSTEM: STROMLO HEIGHT DATUM: AHD SCALE: AS SHOWN



This drawing is confidential and shall only be used for the purpose of this project. The signing of this title block confirms the design and drafting of this project have been prepared and checked in accordance with the North South Link quality assurance system to ISO 9001-2000.



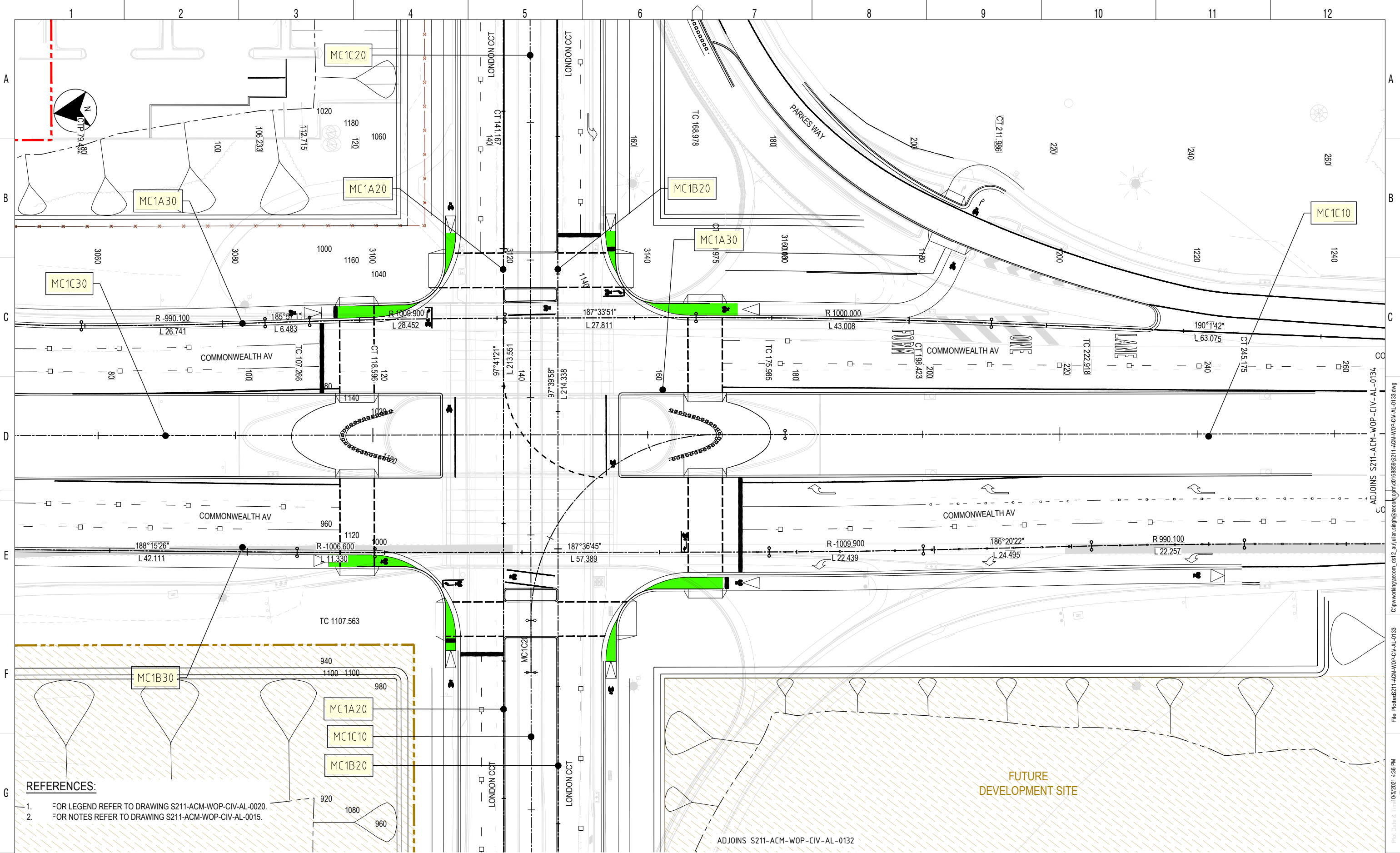
DRAWN: S NAIDU
DESIGNED: C LANGE
DRG CHECK: J SINGH
DESIGN CHECK: C VAVOULAS
APPROVED: J PETERS

NOT FOR CONSTRUCTION

RLC WORKS APPROVAL
ALIGNMENT
CONTROL LINE PLAN
LONDON CCT/QT HOTEL
SHEET 7

DESIGN LOT No: S211-WORKS APPROVAL SHEET: 07 OF 17 A1
STATUS: WORKS APPROVAL ISSUE ©
DRG No: S211-ACM-WOP-CIV-AL-0132 EDMS No. C

File: P:\Projects\S211-ACM-WOP-CIV-AL-0132.dwg
 Plot Date & Time: 10/5/2021 4:35 PM
 Plotted by: SHWA.NAIDU
 DF 801*554



- REFERENCES:**
- FOR LEGEND REFER TO DRAWING S211-ACM-WOP-CIV-AL-0020.
 - FOR NOTES REFER TO DRAWING S211-ACM-WOP-CIV-AL-0015.



SCALE 1:250
SCALE @ A1
DRAWING COLOUR CODED - PRINT ALL COPIES IN COLOUR

AMD	DESCRIPTION	DESIGNER SIGN./DATE	VERIFIED SIGN./DATE	APPROVED SIGN./DATE
C	ISSUED FOR WORKS APPROVAL	CL 29.09.21	RW 29.09.21	JP 29.09.21
B	ISSUED FOR DRAFT WORKS APPROVAL	CL 17.09.21	RW 17.09.21	JP 17.09.21
A	ISSUED FOR DRAFT WORKS APPROVAL	CL 15.09.21	RW 15.09.21	JP 15.09.21

CO-ORDINATE SYSTEM: STROMLO HEIGHT DATUM: AHD SCALE: AS SHOWN



This drawing is confidential and shall only be used for the purpose of this project. The signing of this title block confirms the design and drafting of this project have been prepared and checked in accordance with the North South Link quality assurance system to ISO 9001-2000.

AECOM
AECOM Australia Pty Ltd
A.B.N. 20 093 846 925

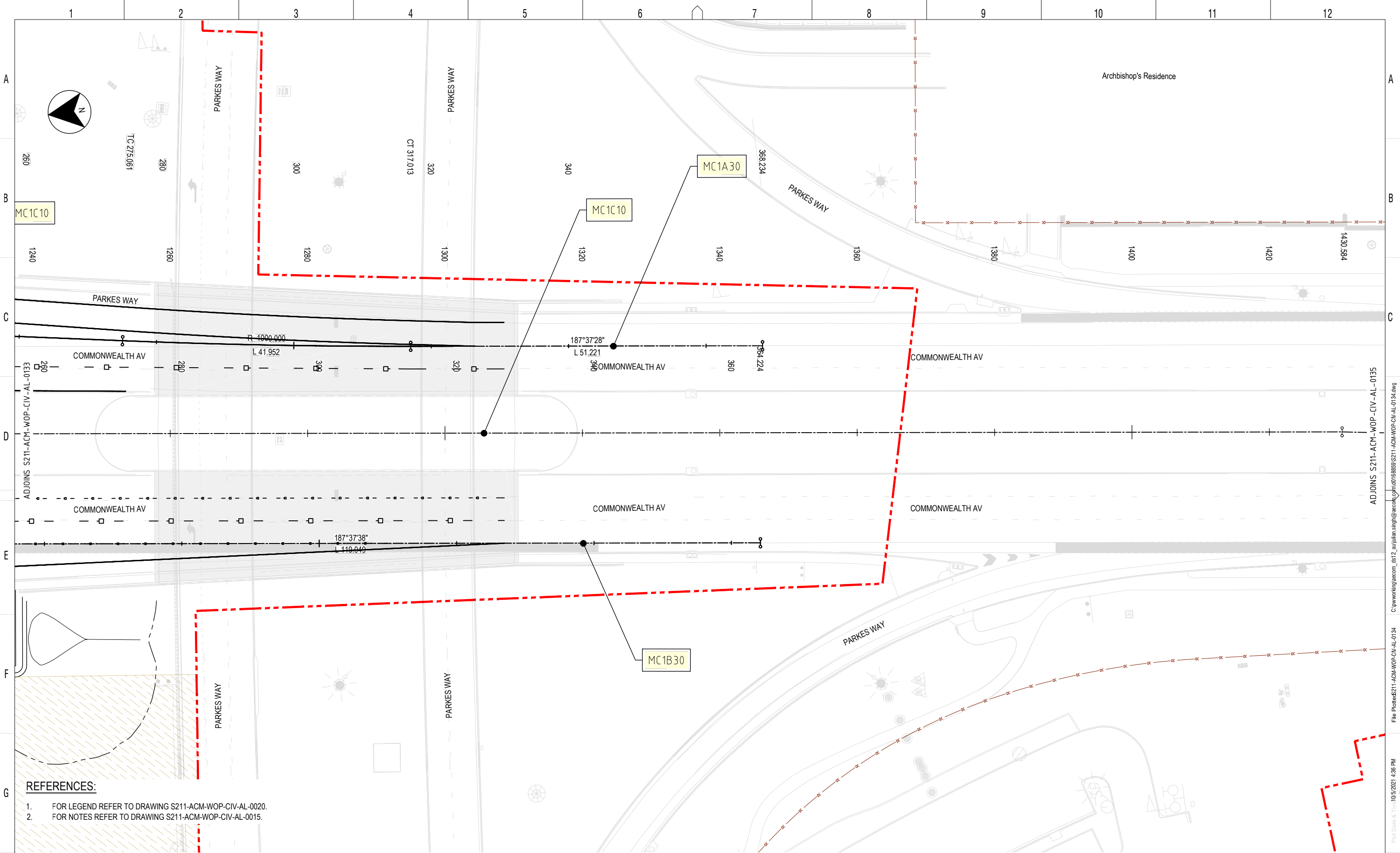
DRAWN: S NAIDU
DESIGNED: C LANGE
DRG CHECK: J SINGH
DESIGN CHECK: C VAVOULAS
APPROVED: J PETERS

NOT FOR CONSTRUCTION

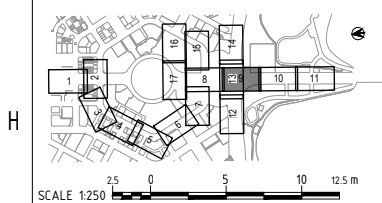
RLC WORKS APPROVAL
ALIGNMENT
CONTROL LINE PLAN
LONDON CCT/COMMONWEALTH AV
SHEET 8

DESIGN LOT No: S211-WORKS APPROVAL SHEET: 08 OF 17 A1
STATUS: WORKS APPROVAL ISSUE ©
DRG No: S211-ACM-WOP-CIV-AL-0133 EDMS No. C

File Path: S:\Projects\211-ACM-WOP-CIV-AL-0133\Drawings\211-ACM-WOP-CIV-AL-0133-08.dwg
 Plot Date & Time: 10/5/2021 4:38 PM
 Plotted by: SHWA,NAIDU



- REFERENCES:**
- FOR LEGEND REFER TO DRAWING S211-ACM-WOP-CIV-AL-0020.
 - FOR NOTES REFER TO DRAWING S211-ACM-WOP-CIV-AL-0015.



DRAWING COLOUR CODED - PRINT ALL COPIES IN COLOUR

AMD	DESCRIPTION	DESIGNER SIGN./DATE	VERIFIED SIGN./DATE	APPROVED SIGN./DATE
C	ISSUED FOR WORKS APPROVAL	CL 29.09.21	RW 29.09.21	JP 29.09.21
B	ISSUED FOR DRAFT WORKS APPROVAL	CL 17.09.21	RW 17.09.21	JP 17.09.21
A	ISSUED FOR DRAFT WORKS APPROVAL	CL 15.09.21	RW 15.09.21	JP 15.09.21

CO-ORDINATE SYSTEM: STROMLO HEIGHT DATUM: AHD SCALE: AS SHOWN



This drawing is confidential and shall only be used for the purpose of this project. The signing of this title block confirms the design and drafting of this project have been prepared and checked in accordance with the North South Link quality assurance system to ISO 9001-2000.

AECOM
AECOM Australia Pty Ltd
A.B.N. 20 093 846 925

DRAWN: S NAIDU
DESIGNED: C LANGE
DRG CHECK: J SINGH
DESIGN CHECK: C VAVOULAS
APPROVED: J PETERS

NOT FOR CONSTRUCTION

RLC WORKS APPROVAL
ALIGNMENT
CONTROL LINE PLAN
COMMONWEALTH AV - CITY SOUTH STOP
SHEET 9

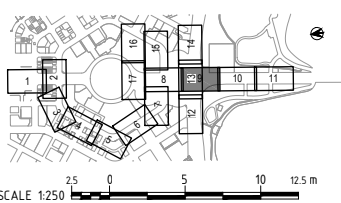
DESIGN LOT No: S211-WORKS APPROVAL SHEET: 09 OF 17 A1
STATUS: WORKS APPROVAL ISSUE ©
DRG No: S211-ACM-WOP-CIV-AL-0134 EDMS No. C

File: P:\Projects\S211-ACM-WOP-CIV-AL-0134.dwg
 C:\working\acrom...
 Plot Date & Time: 10/5/2021 4:38 PM
 Plotted by: SHIVA.NAIDU
 DF 801*554



ADJOINS S211-ACM-WOP-CIV-AL-0113
 C:\working\acrom_ds12_aur\lulan.singh\acrom\proj\0168859\S211-ACM-WOP-CIV-AL-0135.dwg
 File: ProjtesS211-ACM-WOP-CIV-AL-0135
 Plot Date & Time: 10/5/2021 4:37 PM
 Plotted by: SHIVA.NAIDU

- REFERENCES:**
- FOR LEGEND REFER TO DRAWING S211-ACM-WOP-CIV-AL-0020.
 - FOR NOTES REFER TO DRAWING S211-ACM-WOP-CIV-AL-0015.



DRAWING COLOUR CODED - PRINT ALL COPIES IN COLOUR

NOT FOR CONSTRUCTION

AMD	DESCRIPTION	DESIGNER SIGN./DATE	VERIFIED SIGN./DATE	APPROVED SIGN./DATE
C	ISSUED FOR WORKS APPROVAL	CL 29.09.21	RW 29.09.21	JP 29.09.21
B	ISSUED FOR DRAFT WORKS APPROVAL	CL 17.09.21	RW 17.09.21	JP 17.09.21
A	ISSUED FOR DRAFT WORKS APPROVAL	CL 15.09.21	RW 15.09.21	JP 15.09.21

CO-ORDINATE SYSTEM: STROMLO HEIGHT DATUM: AHD SCALE: AS SHOWN



This drawing is confidential and shall only be used for the purpose of this project. The signing of this title block confirms the design and drafting of this project have been prepared and checked in accordance with the North South Link quality assurance system to ISO 9001-2000.

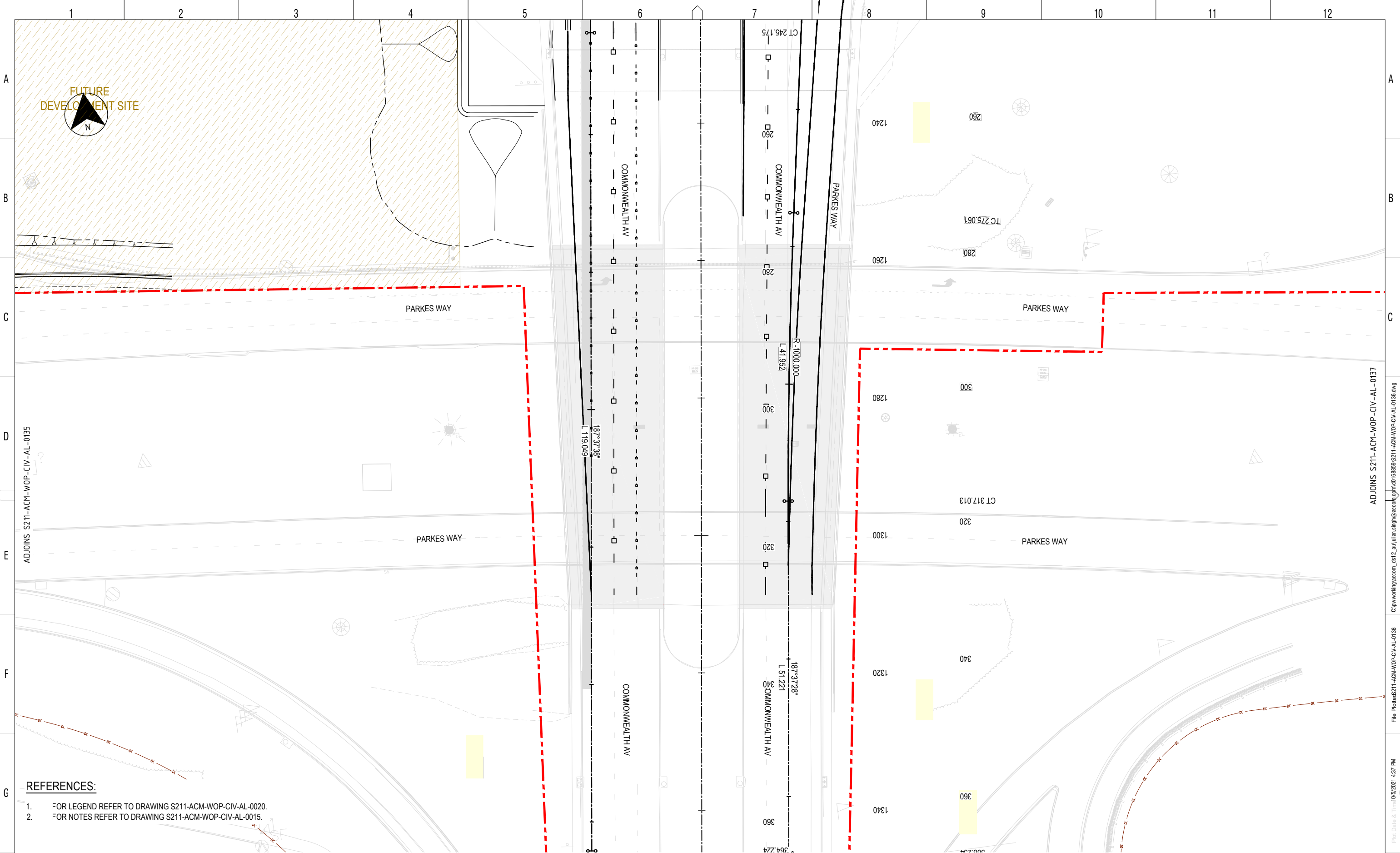


DRAWN: S NAIDU
 DESIGNED: C LANGE
 DRG CHECK: J SINGH
 DESIGN CHECK: C VAVOULAS
 APPROVED: J PETERS

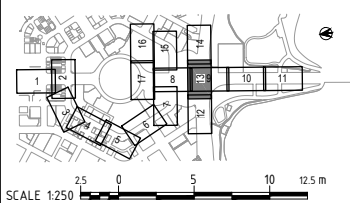
RLC WORKS APPROVAL
 ALIGNMENT
CONTROL LINE PLAN
 PARKES WAY/PARKES WAY LOOP
 SHEET 12

DESIGN LOT No: S211-WORKS APPROVAL	SHEET: 12 OF 17	A1
STATUS: WORKS APPROVAL ISSUE	©	
DRG No: S211-ACM-WOP-CIV-AL-0135	EDMS No.	C

DF 801*554



- REFERENCES:**
- FOR LEGEND REFER TO DRAWING S211-ACM-WOP-CIV-AL-0020.
 - FOR NOTES REFER TO DRAWING S211-ACM-WOP-CIV-AL-0015.



DRAWING COLOUR CODED - PRINT ALL COPIES IN COLOUR

AMD	DESCRIPTION	DESIGNER SIGN./DATE	VERIFIED SIGN./DATE	APPROVED SIGN./DATE
C	ISSUED FOR WORKS APPROVAL	CL 29.09.21	RW 29.09.21	JP 29.09.21
B	ISSUED FOR DRAFT WORKS APPROVAL	CL 17.09.21	RW 17.09.21	JP 17.09.21
A	ISSUED FOR DRAFT WORKS APPROVAL	CL 15.09.21	RW 15.09.21	JP 15.09.21

CO-ORDINATE SYSTEM: STROMLO HEIGHT DATUM: AHD SCALE: AS SHOWN



This drawing is confidential and shall only be used for the purpose of this project. The signing of this title block confirms the design and drafting of this project have been prepared and checked in accordance with the North South Link quality assurance system to ISO 9001-2000.



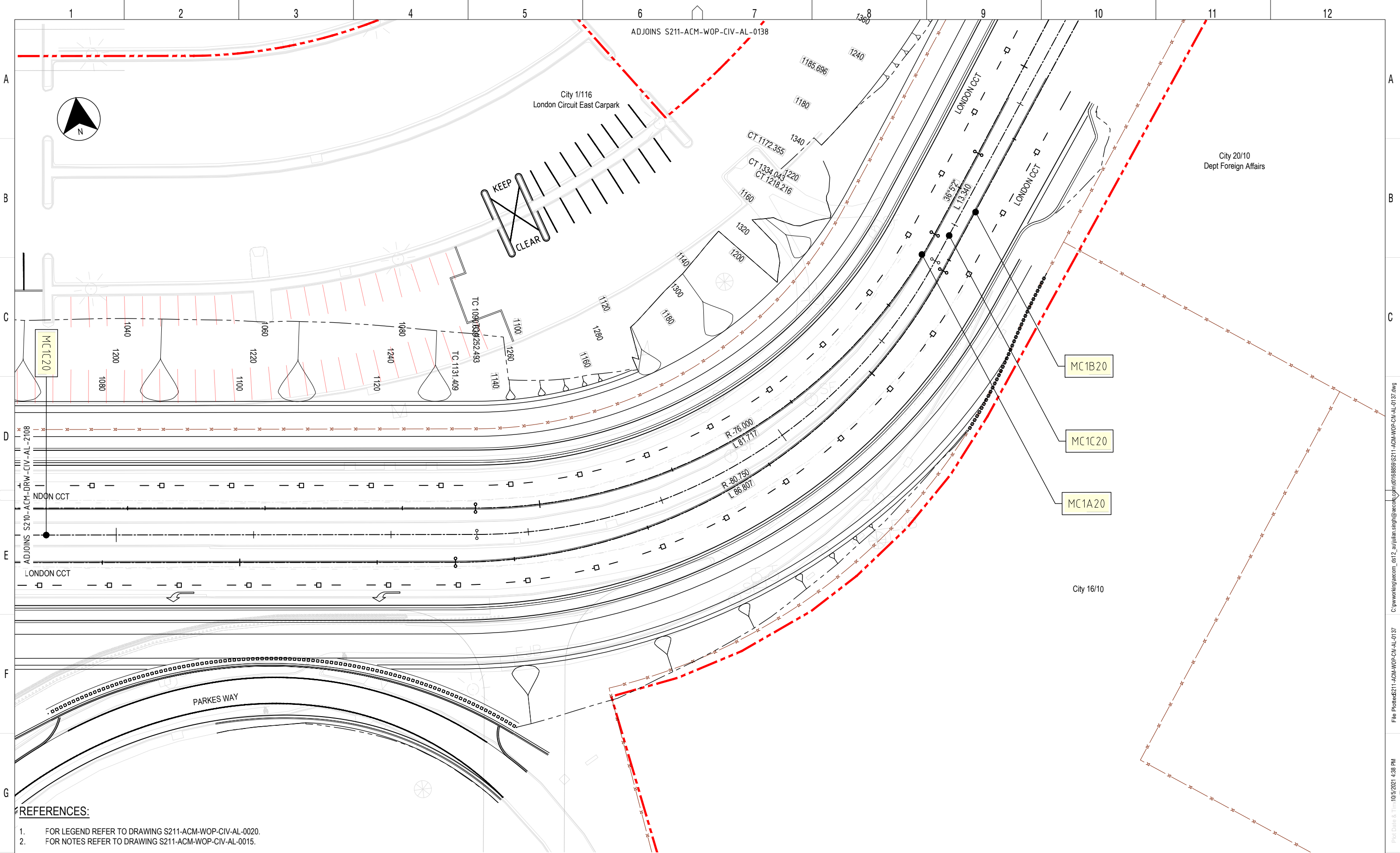
DRAWN: S NAIDU
 DESIGNED: C LANGE
 DRG CHECK: J SINGH
 DESIGN CHECK: C VAVOULAS
 APPROVED: J PETERS

NOT FOR CONSTRUCTION

RLC WORKS APPROVAL
 ALIGNMENT
CONTROL LINE PLAN
 PARKES WAY/PARKES WAY LOOP
 SHEET 13

DESIGN LOT No: S211-WORKS APPROVAL SHEET: 13 OF 17 A1
 STATUS: WORKS APPROVAL ISSUE ©
 DRG No: S211-ACM-WOP-CIV-AL-0136 EDMS No. C

File Path: S211-ACM-WOP-CIV-AL-0136
 Plot Date & Time: 10/5/2021 4:37 PM
 Plotted by: SHWA,NAIDU
 DF 801*554



- REFERENCES:**
- FOR LEGEND REFER TO DRAWING S211-ACM-WOP-CIV-AL-0020.
 - FOR NOTES REFER TO DRAWING S211-ACM-WOP-CIV-AL-0015.



DRAWING COLOUR CODED - PRINT ALL COPIES IN COLOUR

AMD	DESCRIPTION	DESIGNER SIGN./DATE	VERIFIED SIGN./DATE	APPROVED SIGN./DATE
C	ISSUED FOR WORKS APPROVAL	CL 29.09.21	RW 29.09.21	JP 29.09.21
B	ISSUED FOR DRAFT WORKS APPROVAL	CL 17.09.21	RW 17.09.21	JP 17.09.21
A	ISSUED FOR DRAFT WORKS APPROVAL	CL 15.09.21	RW 15.09.21	JP 15.09.21

CO-ORDINATE SYSTEM: STROMLO HEIGHT DATUM: AHD SCALE: AS SHOWN



This drawing is confidential and shall only be used for the purpose of this project. The signing of this title block confirms the design and drafting of this project have been prepared and checked in accordance with the North South Link quality assurance system to ISO 9001-2000.



DRAWN	S NAIDU
DESIGNED	C LANGE
DRG CHECK	J SINGH
DESIGN CHECK	C VAVOULAS
APPROVED	J PETERS

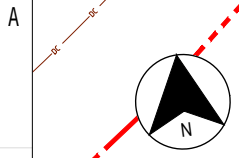
NOT FOR CONSTRUCTION

RLC WORKS APPROVAL
ALIGNMENT
CONTROL LINE PLAN
LONDON CCT/LONDON CCT EAST CAR PARK
SHEET 15

DESIGN LOT No:	S211-WORKS APPROVAL	SHEET:	15 OF 17	A1
STATUS:	WORKS APPROVAL ISSUE			©
DRG No.	S211-ACM-WOP-CIV-AL-0137	EDMS No.		C

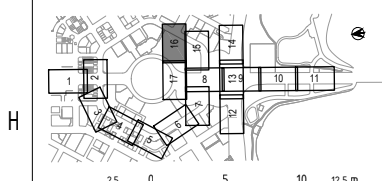
Printed by SHWA, NAIDU

File Path: C:\working\acm\0512_aur\london_singh\acm\civ\al\0137.dwg
 Plot Date & Time: 10/5/2021 4:38 PM
 DF 801*554



ADJOINS S211-ACM-WOP-CIV-AL-0139


- REFERENCES:**
- FOR LEGEND REFER TO DRAWING S211-ACM-WOP-CIV-AL-0020.
 - FOR NOTES REFER TO DRAWING S211-ACM-WOP-CIV-AL-0015.



DRAWING COLOUR CODED - PRINT ALL COPIES IN COLOUR

NOT FOR CONSTRUCTION

AMD	DESCRIPTION	DESIGNER SIGN./DATE	VERIFIED SIGN./DATE	APPROVED SIGN./DATE
C	ISSUED FOR WORKS APPROVAL	CL 29.09.21	RW 29.09.21	JP 29.09.21
B	ISSUED FOR DRAFT WORKS APPROVAL	CL 17.09.21	RW 17.09.21	JP 17.09.21
A	ISSUED FOR DRAFT WORKS APPROVAL	CL 15.09.21	RW 15.09.21	JP 15.09.21



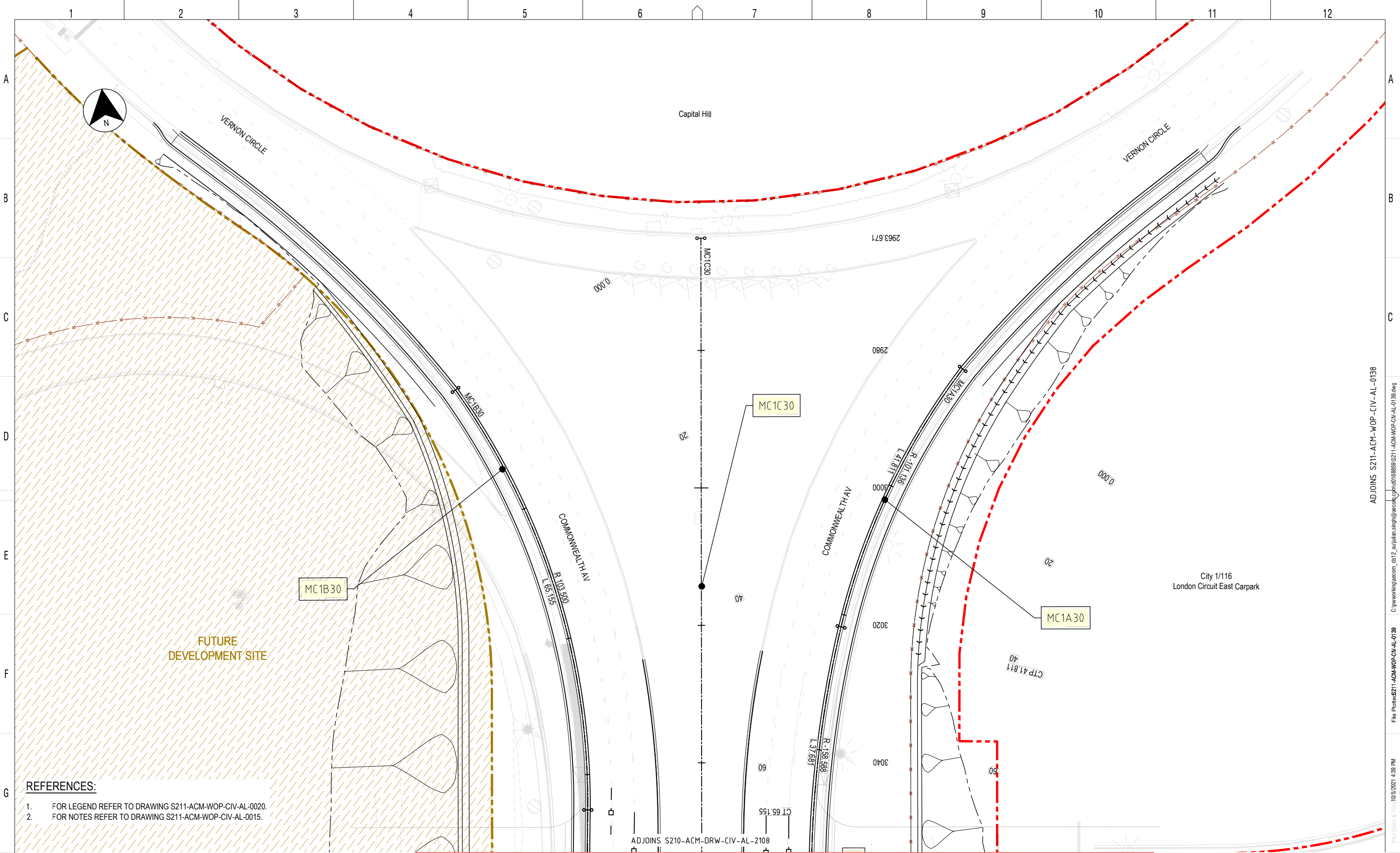
This drawing is confidential and shall only be used for the purpose of this project. The signing of this title block confirms the design and drafting of this project have been prepared and checked in accordance with the North South Link quality assurance system to ISO 9001-2000.

AECOM
AECOM Australia Pty Ltd
A.B.N. 20 093 846 925

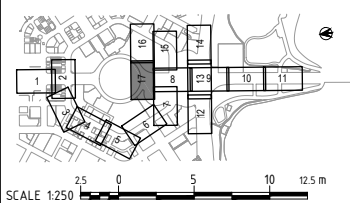
DRAWN: S NAIDU
DESIGNED: C LANGE
DRG CHECK: J SINGH
DESIGN CHECK: C VAVOULAS
APPROVED: J PETERS

RLC WORKS APPROVAL		
ALIGNMENT CONTROL LINE PLAN LONDON CCT/LONDON CCT EAST CAR PARK SHEET 16		
DESIGN LOT No: S211-WORKS APPROVAL	SHEET: 16 OF 17	A1
STATUS: WORKS APPROVAL ISSUE		
DRG No. S211-ACM-WOP-CIV-AL-0138	EDMS No.	C

File: P:\Projects\S211-ACM-WOP-CIV-AL-0138
 Plot Date & Time: 10/5/2021 4:38 PM
 C:\working\acrom...ds12_aur\lisa.singh@acrom.com\p\0168859\S211-ACM-WOP-CIV-AL-0138.dwg
 Plotted by: SHIVA.NAIDU
 DF 801*554



- REFERENCES:**
- FOR LEGEND REFER TO DRAWING S211-ACM-WOP-CIV-AL-0020.
 - FOR NOTES REFER TO DRAWING S211-ACM-WOP-CIV-AL-0015.



DRAWING COLOUR CODED - PRINT ALL COPIES IN COLOUR

ADJOINS S210-ACM-DRW-CIV-AL-2108

IC CERTIFICATE NUMBER:

AMD	DESCRIPTION	DESIGNER SIGN./DATE	VERIFIED SIGN./DATE	APPROVED SIGN./DATE
C	ISSUED FOR WORKS APPROVAL	CL 29.09.21	RW 29.09.21	JP 29.09.21
B	ISSUED FOR DRAFT WORKS APPROVAL	CL 17.09.21	RW 17.09.21	JP 17.09.21
A	ISSUED FOR DRAFT WORKS APPROVAL	CL 15.09.21	RW 15.09.21	JP 15.09.21



This drawing is confidential and shall only be used for the purpose of this project. The signing of this title block confirms the design and drafting of this project have been prepared and checked in accordance with the North South Link quality assurance system to ISO 9001-2000.

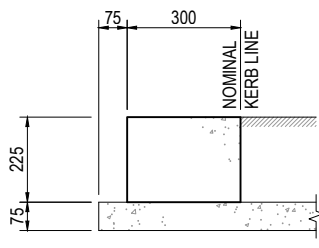


DRAWN S NAIDU
 DESIGNED C LANGE
 DRG CHECK J SINGH
 DESIGN CHECK C VAVOULAS
 APPROVED J PETERS

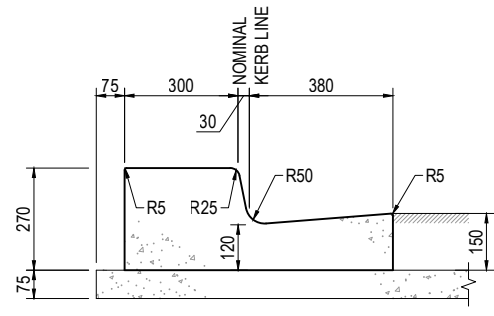
BACKWORKS APPROVAL 2A
 ALIGNMENT
CONTROL LINE PLAN
 COMMONWEALTH AV/VERNON CIRCLE
 SHEET 17

DESIGN LOT No:	SHEET: 07 OF 17	A1
STATUS:	WORKS APPROVAL ISSUE	©
DRG No:	S211-ACM-WOP-CIV-AL-0139	C
EDMS No:		

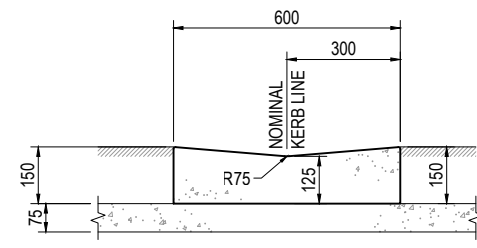
ADJOINS S211-ACM-WOP-CIV-AL-0138
 C:\working\acm\ds12_aur\lan.singh\acm\proj\ds12\acm-wop-civ-al-0139.dwg
 File Path: S211-ACM-WOP-CIV-AL-0138
 Plot Date & Time: 10/5/2021 4:39 PM
 Plotted by: SHIVA.NAIDU
 DF 801554



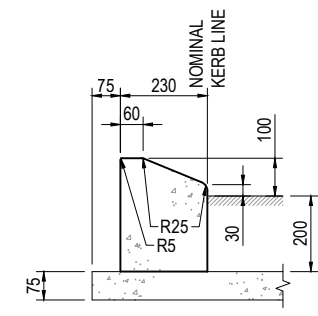
MODIFIED FLUSH KERB (M-FK)
SCALE 1:10



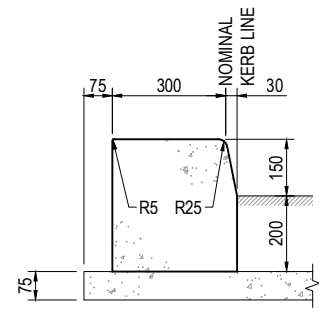
MODIFIED KERB & GUTTER (M-KG)
SCALE 1:10



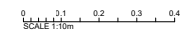
OPEN CONCRETE INVERT (OCI)
SCALE 1:10



MODIFIED MOUNTABLE KERB (M-MK)
SCALE 1:10



MODIFIED KERB ONLY (M-KO)
SCALE 1:10



SCALE @ A1

DRAWING COLOUR CODED - PRINT ALL COPIES IN COLOUR

AMD	DESCRIPTION	DESIGNER SIGN./DATE	VERIFIED SIGN./DATE	APPROVED SIGN./DATE
C	ISSUED FOR WORKS APPROVAL	CL 29.09.21	RW 29.09.21	JP 29.09.21
B	ISSUED FOR DRAFT WORKS APPROVAL	CL 17.09.21	RW 17.09.21	JP 17.09.21
A	ISSUED FOR DRAFT WORKS APPROVAL	CL 15.09.21	RW 15.09.21	JP 15.09.21

CO-ORDINATE SYSTEM: STROMLO HEIGHT DATUM: AHD SCALE: AS SHOWN



This drawing is confidential and shall only be used for the purpose of this project. The signing of this title block confirms the design and drafting of this project have been prepared and checked in accordance with the North South Link quality assurance system to ISO 9001-2000.



DRAWN S NAIDU
DESIGNED C LANGE
DRG CHECK J SINGH
DESIGN CHECK C VAVOULAS
APPROVED J PETERS


NOT FOR CONSTRUCTION

RLC WORKS APPROVAL
ALIGNMENT
KERB DETAILS

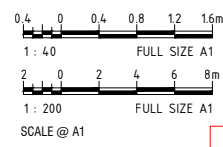
SHEET 1

DESIGN LOT No: S211-WORKS APPROVAL	SHEET: 01 OF 01	A1
STATUS: WORKS APPROVAL ISSUE		
DRG No. S211-ACM-WOP-CIV-AL-0301	EDMS No.	C

C:\working\acrom_ds12_aur\lulan.singh@acrom.com\p\168859\S211-ACM-WOP-CIV-AL-0301.dwg
 File: P:\068859\S211-ACM-WOP-CIV-AL-0301
 Plot Date & Time: 10/5/2021 7:43 PM
 Plotted by: SINGU




LONGITUDINAL SECTION - MC1A20
 A1 HORIZONTAL SCALE 1:200
 A1 VERTICAL SCALE 1:40



DRAWING COLOUR CODED - PRINT ALL COPIES IN COLOUR

AMD	DESCRIPTION	DESIGNER SIGN./DATE	VERIFIED SIGN./DATE	APPROVED SIGN./DATE
C	ISSUED FOR WORKS APPROVAL	CL 29.09.21	RW 29.09.21	JP 29.09.21
B	ISSUED FOR DRAFT WORKS APPROVAL	CL 17.09.21	RW 17.09.21	JP 17.09.21
A	ISSUED FOR DRAFT WORKS APPROVAL	CL 15.09.21	RW 15.09.21	JP 15.09.21



This drawing is confidential and shall only be used for the purpose of this project. The signing of this title block confirms the design and drafting of this project have been prepared and checked in accordance with the North South Link quality assurance system to ISO 9001-2000.

AECOM
 AECOM Australia Pty Ltd
 A.B.N. 20 093 846 925

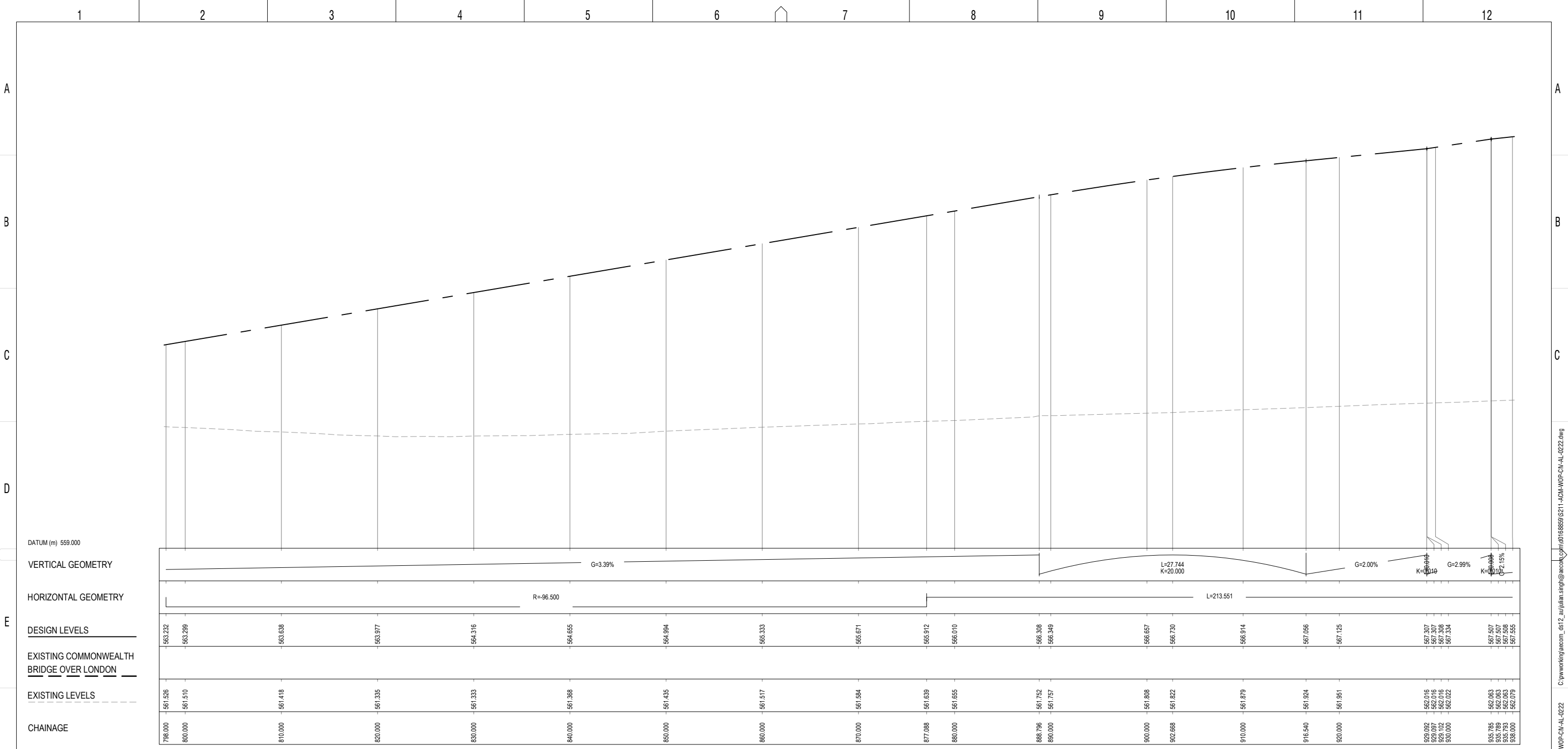
DRAWN: S NAIDU
 DESIGNED: C LANGE
 DRG CHECK: J SINGH
 DESIGN CHECK: C VAVOULAS
 APPROVED: J PETERS

NOT FOR CONSTRUCTION

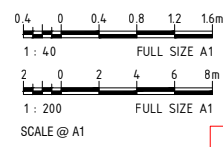
RLC WORKS APPROVAL
 ALIGNMENT
 LONG SECTION
 MC1A20
 SHEET 1

DESIGN LOT No:	S211-WORKS APPROVAL	SHEET:	01 OF 05	A1
STATUS:	WORKS APPROVAL ISSUE			
DRG No.	S211-ACM-WOP-CIV-AL-0221	EDMS No.		

C:\working\acrom..._ds12_aur\lulan.singh@acrom.com\p\0168859\S211-ACM-WOP-CIV-AL-0221.dwg
 File Pathes\S211-ACM-WOP-CIV-AL-0221
 Plot Date & Time: 10/5/2021 7:39 PM
 Plotted by: SINGU




LONGITUDINAL SECTION - MC1A20
 A1 HORIZONTAL SCALE 1:200
 A1 VERTICAL SCALE 1:40



DRAWING COLOUR CODED - PRINT ALL COPIES IN COLOUR

AMD	DESCRIPTION	DESIGNER SIGN./DATE	VERIFIED SIGN./DATE	APPROVED SIGN./DATE
C	ISSUED FOR WORKS APPROVAL	CL 29.09.21	RW 29.09.21	JP 29.09.21
B	ISSUED FOR DRAFT WORKS APPROVAL	CL 17.09.21	RW 17.09.21	JP 17.09.21
A	ISSUED FOR DRAFT WORKS APPROVAL	CL 15.09.21	RW 15.09.21	JP 15.09.21



This drawing is confidential and shall only be used for the purpose of this project. The signing of this title block confirms the design and drafting of this project have been prepared and checked in accordance with the North South Link quality assurance system to ISO 9001-2000.

AECOM
 AECOM Australia Pty Ltd
 A.B.N. 20 093 846 925

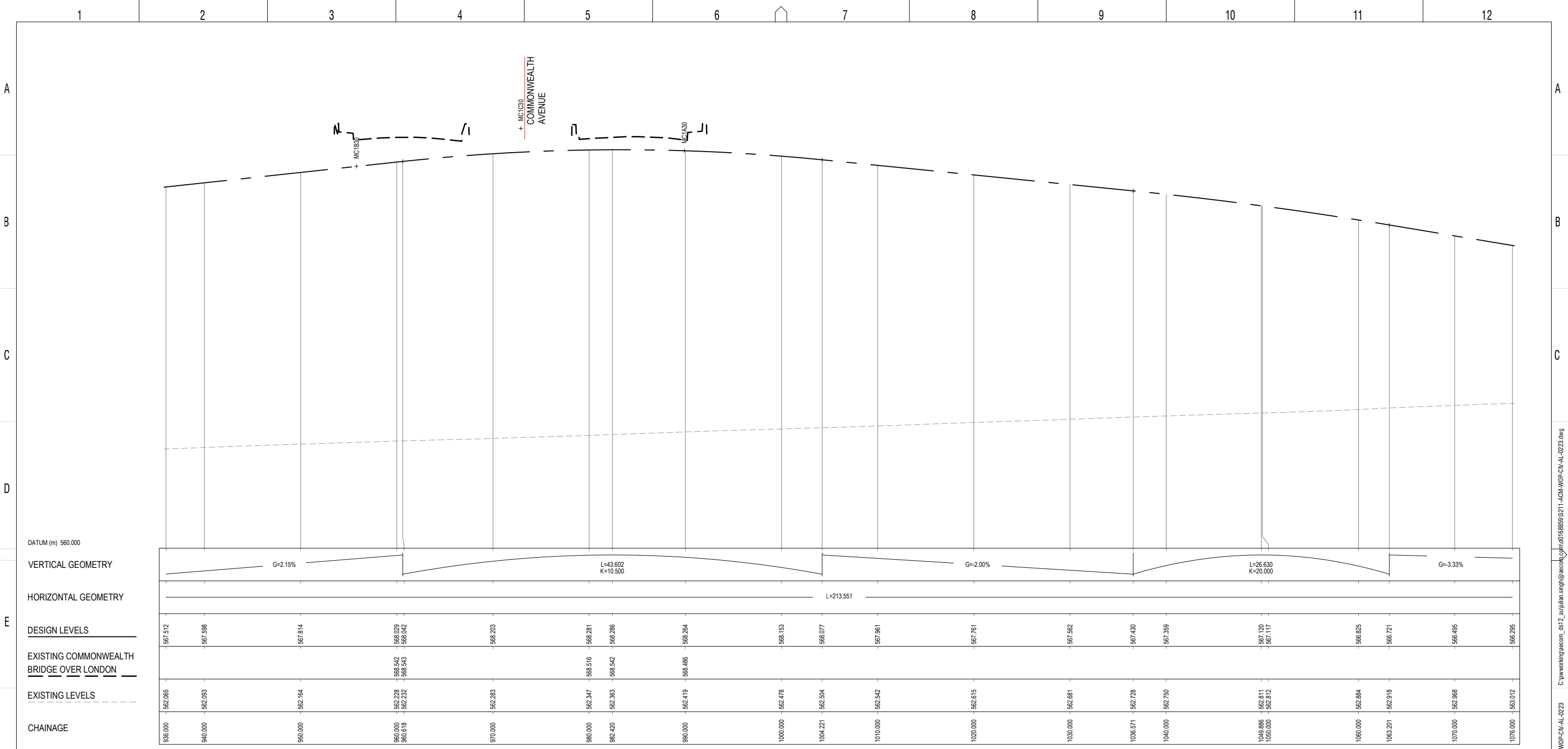
DRAWN: S NAIDU
 DESIGNED: C LANGE
 DRG CHECK: J SINGH
 DESIGN CHECK: C VAVOULAS
 APPROVED: J PETERS

NOT FOR CONSTRUCTION

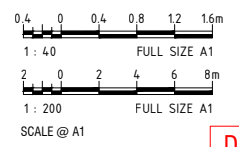
RLC WORKS APPROVAL
 ALIGNMENT
 LONG SECTION
 MC1A20
 SHEET 2

DESIGN LOT No: S211-WORKS APPROVAL	SHEET: 02 OF 05	A1
STATUS: WORKS APPROVAL ISSUE	©	
DRG No: S211-ACM-WOP-CIV-AL-0222	EDMS No:	C

File Path: C:\working\acrom..._ds12_aur\lulan.singh@acrom.com\proj\0168859\S211-ACM-WOP-CIV-AL-0222.dwg
 Plot Date & Time: 10/5/2021 7:39 PM
 Plotted by: SINGU
 DF 901*554




LONGITUDINAL SECTION - MC1A20
 A1 HORIZONTAL SCALE 1:200
 A1 VERTICAL SCALE 1:40



DRAWING COLOUR CODED - PRINT ALL COPIES IN COLOUR

AMD	DESCRIPTION	DESIGNER SIGN./DATE	VERIFIED SIGN./DATE	APPROVED SIGN./DATE
C	ISSUED FOR WORKS APPROVAL	CL 29.09.21	RW 29.09.21	JP 29.09.21
B	ISSUED FOR DRAFT WORKS APPROVAL	CL 17.09.21	RW 17.09.21	JP 17.09.21
A	ISSUED FOR DRAFT WORKS APPROVAL	CL 15.09.21	RW 15.09.21	JP 15.09.21



This drawing is confidential and shall only be used for the purpose of this project. The signing of this title block confirms the design and drafting of this project have been prepared and checked in accordance with the North South Link quality assurance system to ISO 9001-2000.

AECOM
 AECOM Australia Pty Ltd
 A.B.N. 20 093 846 925


DRAWN: S NAIDU
 DESIGNED: C LANGE
 DRG CHECK: J SINGH
 DESIGN CHECK: C VAVOULAS
 APPROVED: J PETERS

NOT FOR CONSTRUCTION

RLC WORKS APPROVAL
 ALIGNMENT
 LONG SECTION
 MC1A20
 SHEET 3

DESIGN LOT No: S211-WORKS APPROVAL	SHEET: 03 OF 05	A1
STATUS: WORKS APPROVAL ISSUE	©	
DRG No. S211-ACM-WOP-CIV-AL-0223	EDMS No.	C

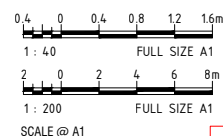
File Path: C:\working\acrom..._ds12_aur\lulan.singh@acrom.com\proj\0168859\S211-ACM-WOP-CIV-AL-0223.dwg
 Plot Date & Time: 10/5/2021 7:40 PM
 Plotted by: SINGU
 DF 801*554



LONGITUDINAL SECTION - MC1A20


A1 HORIZONTAL SCALE 1:200

A1 VERTICAL SCALE 1:40



DRAWING COLOUR CODED - PRINT ALL COPIES IN COLOUR

AMD	DESCRIPTION	DESIGNER SIGN./DATE	VERIFIED SIGN./DATE	APPROVED SIGN./DATE
C	ISSUED FOR WORKS APPROVAL	CL 29.09.21	RW 29.09.21	JP 29.09.21
B	ISSUED FOR DRAFT WORKS APPROVAL	CL 17.09.21	RW 17.09.21	JP 17.09.21
A	ISSUED FOR DRAFT WORKS APPROVAL	CL 15.09.21	RW 15.09.21	JP 15.09.21



This drawing is confidential and shall only be used for the purpose of this project. The signing of this title block confirms the design and drafting of this project have been prepared and checked in accordance with the North South Link quality assurance system to ISO 9001-2000.

AECOM
AECOM Australia Pty Ltd
A.B.N. 20 093 846 925


DRAWN: S NAIDU
DESIGNED: C LANGE
DRG CHECK: J SINGH
DESIGN CHECK: C VAVOULAS
APPROVED: J PETERS

NOT FOR CONSTRUCTION

RLC WORKS APPROVAL
ALIGNMENT
LONG SECTION
MC1A20
SHEET 4

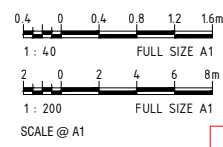
DESIGN LOT No: S211-WORKS APPROVAL	SHEET: 04 OF 05	A1
STATUS: WORKS APPROVAL ISSUE	©	
DRG No: S211-ACM-WOP-CIV-AL-0224	EDMS No.	C

File: P:\projects\S211-ACM-WOP-CIV-AL-0224
 Plot Date & Time: 10/5/2021 7:40 PM
 Plotted by: SINGU
 C:\working\acrom_ds12_aur\lisa.singh@acrom.com\p\0168859\S211-ACM-WOP-CIV-AL-0224.dwg




LONGITUDINAL SECTION - MC1A20

A1 HORIZONTAL SCALE 1:200
A1 VERTICAL SCALE 1:40



DRAWING COLOUR CODED - PRINT ALL COPIES IN COLOUR

AMD	DESCRIPTION	DESIGNER SIGN./DATE	VERIFIED SIGN./DATE	APPROVED SIGN./DATE
C	ISSUED FOR WORKS APPROVAL		CL 29.09.21	RW 29.09.21 JP 29.09.21
B	ISSUED FOR DRAFT WORKS APPROVAL		CL 17.09.21	RW 17.09.21 JP 17.09.21
A	ISSUED FOR DRAFT WORKS APPROVAL		CL 15.09.21	RW 15.09.21 JP 15.09.21



This drawing is confidential and shall only be used for the purpose of this project. The signing of this title block confirms the design and drafting of this project have been prepared and checked in accordance with the North South Link quality assurance system to ISO 9001-2000.

AECOM
AECOM Australia Pty Ltd
A.B.N. 20 093 846 925

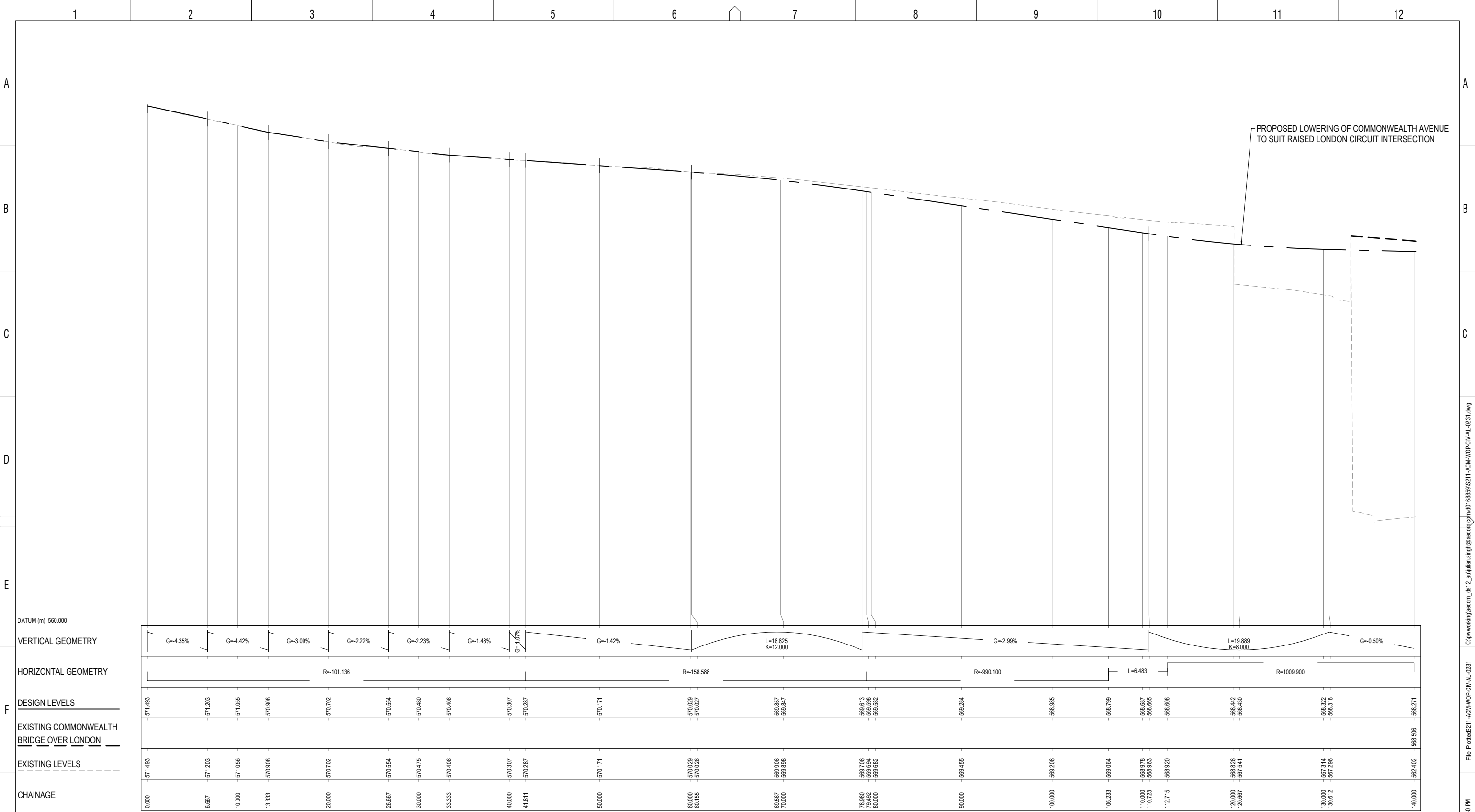
DRAWN S NAIDU
DESIGNED C LANGE
DRG CHECK J SINGH
DESIGN CHECK C VAVOULAS
APPROVED J PETERS

NOT FOR CONSTRUCTION

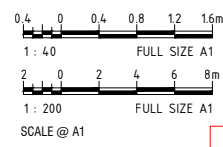
RLC WORKS APPROVAL
ALIGNMENT
LONG SECTION
MC1A20
SHEET 5

DESIGN LOT No: S211-WORKS APPROVAL	SHEET: 05 OF 05	A1
STATUS: WORKS APPROVAL ISSUE	©	
DRG No. S211-ACM-WOP-CIV-AL-0225	EDMS No.	C

File: P:\Projects\S211-ACM-WOP-CIV-AL-0225
 Plot Date & Time: 10/5/2021 7:40 PM
 Plotted by: SINGU
 C:\working\aecom_ds12_aur\lisa.singh@aecom.com\p\0168859\S211-ACM-WOP-CIV-AL-0225.dwg



LONGITUDINAL SECTION - MC1A30
 A1 HORIZONTAL SCALE 1:200
 A1 VERTICAL SCALE 1:40



DRAWING COLOUR CODED - PRINT ALL COPIES IN COLOUR

AMD	DESCRIPTION	DESIGNER SIGN./DATE	VERIFIED SIGN./DATE	APPROVED SIGN./DATE
C	ISSUED FOR WORKS APPROVAL	CL 29.09.21	RW 29.09.21	JP 29.09.21
B	ISSUED FOR DRAFT WORKS APPROVAL	CL 17.09.21	RW 17.09.21	JP 17.09.21
A	ISSUED FOR DRAFT WORKS APPROVAL	CL 15.09.21	RW 15.09.21	JP 15.09.21

CO-ORDINATE SYSTEM: STROMLO HEIGHT DATUM: AHD SCALE: AS SHOWN



This drawing is confidential and shall only be used for the purpose of this project. The signing of this title block confirms the design and drafting of this project have been prepared and checked in accordance with the North South Link quality assurance system to ISO 9001-2000.

AECOM
 AECOM Australia Pty Ltd
 A.B.N. 20 093 846 925

DRAWN: S NAIDU
 DESIGNED: C LANGE
 DRG CHECK: J SINGH
 DESIGN CHECK: C VAVOULAS
 APPROVED: J PETERS

NOT FOR CONSTRUCTION


RLC WORKS APPROVAL
 ALIGNMENT
 LONG SECTION
 MC1A30
 SHEET 1

DESIGN LOT No: S211-WORKS APPROVAL	SHEET: 01 OF 02	A1
STATUS: WORKS APPROVAL ISSUE		
DRG No. S211-ACM-WOP-CIV-AL-0231	EDMS No.	C

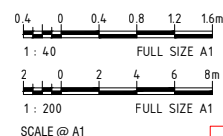
Printed by SINGU

File: P:\Projects\211-ACM-WOP-CIV-AL-0231
 C:\working\aecom_d12_aur\lulan.singh@aecom.com\p\211-ACM-WOP-CIV-AL-0231.dwg
 Plot Date & Time: 10/5/2021 7:40 PM
 DF 801*554

PROPOSED LOWERING OF COMMONWEALTH AVENUE
TO SUIT RAISED LONDON CIRCUIT INTERSECTION



LONGITUDINAL SECTION - MC1A30
A1 HORIZONTAL SCALE 1:200
A1 VERTICAL SCALE 1:40



DRAWING COLOUR CODED - PRINT ALL COPIES IN COLOUR

AMD	DESCRIPTION	DESIGNER SIGN./DATE	VERIFIED SIGN./DATE	APPROVED SIGN./DATE
C	ISSUED FOR WORKS APPROVAL	CL 29.09.21	RW 29.09.21	JP 29.09.21
B	ISSUED FOR DRAFT WORKS APPROVAL	CL 17.09.21	RW 17.09.21	JP 17.09.21
A	ISSUED FOR DRAFT WORKS APPROVAL	CL 15.09.21	RW 15.09.21	JP 15.09.21

CO-ORDINATE SYSTEM: STROMLO HEIGHT DATUM: AHD SCALE: AS SHOWN



This drawing is confidential and shall only be used for the purpose of this project. The signing of this title block confirms the design and drafting of this project have been prepared and checked in accordance with the North South Link quality assurance system to ISO 9001-2000.

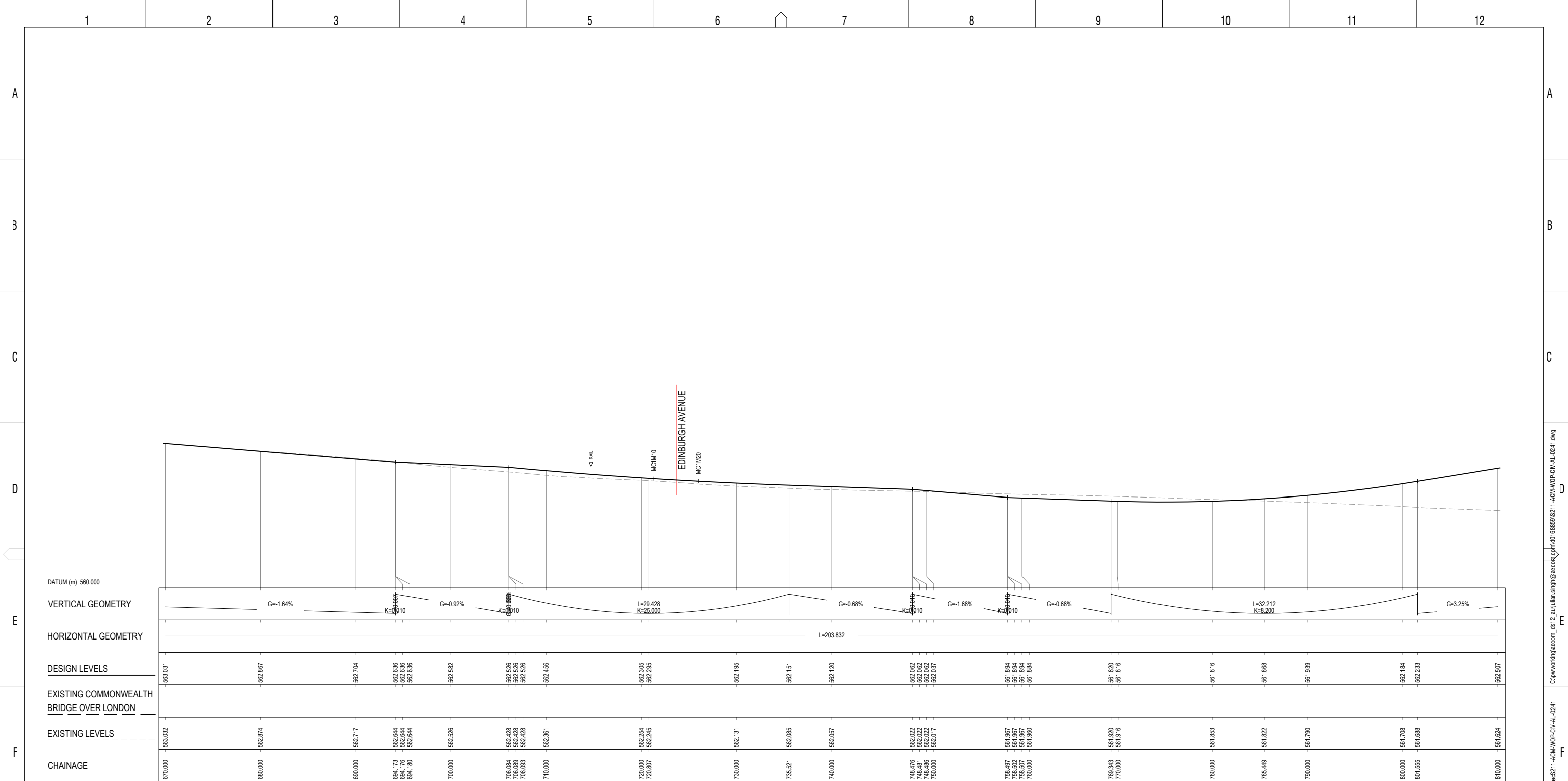


DRAWN: S NAIDU
DESIGNED: C LANGE
DRG CHECK: J SINGH
DESIGN CHECK: C VAVOULAS
APPROVED: J PETERS

NOT FOR CONSTRUCTION

RLC WORKS APPROVAL
ALIGNMENT
LONG SECTION
MC1A30
SHEET 2

DESIGN LOT No: S211-WORKS APPROVAL SHEET: 02 OF 02 A1
STATUS: WORKS APPROVAL ISSUE ©
DRG No. S211-ACM-WOP-CIV-AL-0232 EDMIS No. C



LONGITUDINAL SECTION - MC1B20
 A1 HORIZONTAL SCALE 1:200
 A1 VERTICAL SCALE 1:40

AMD	DESCRIPTION	DESIGNER SIGN./DATE	VERIFIED SIGN./DATE	APPROVED SIGN./DATE
C	ISSUED FOR WORKS APPROVAL	CL 29.09.21	RW 29.09.21	JP 29.09.21
B	ISSUED FOR DRAFT WORKS APPROVAL	CL 17.09.21	RW 17.09.21	JP 17.09.21
A	ISSUED FOR DRAFT WORKS APPROVAL	CL 15.09.21	RW 15.09.21	JP 15.09.21

CO-ORDINATE SYSTEM: STROMLO HEIGHT DATUM: AHD SCALE: AS SHOWN



This drawing is confidential and shall only be used for the purpose of this project. The signing of this title block confirms the design and drafting of this project have been prepared and checked in accordance with the North South Link quality assurance system to ISO 9001-2000.

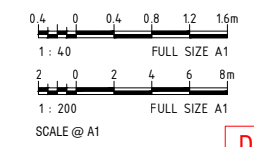
AECOM
 AECOM Australia Pty Ltd
 A.B.N. 20 093 846 925

DRAWN: S NAIDU
 DESIGNED: C LANGE
 DRG CHECK: J SINGH
 DESIGN CHECK: C VAVOULAS
 APPROVED: J PETERS

NOT FOR CONSTRUCTION

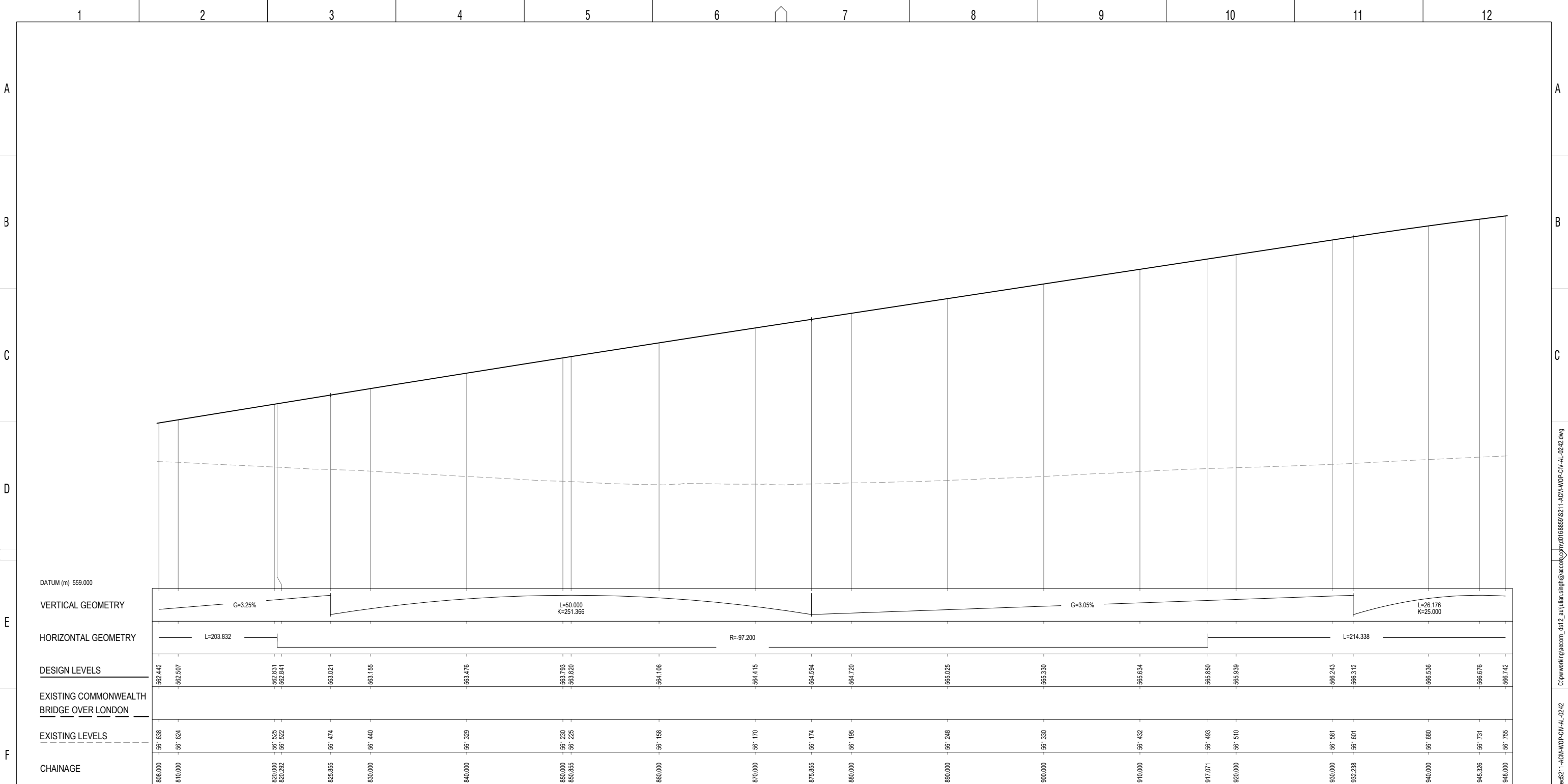
RLC WORKS APPROVAL
 ALIGNMENT
 LONG SECTION
 MC1B20
 SHEET 1

DESIGN LOT No: S211-WORKS APPROVAL SHEET: 01 OF 06 A1
 STATUS: WORKS APPROVAL ISSUE ©
 DRG No: S211-ACM-WOP-CIV-AL-0241 EDMS No. C

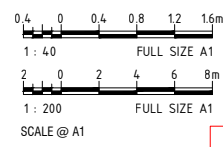


DRAWING COLOUR CODED - PRINT ALL COPIES IN COLOUR

File: P:\Projects\211-ACM-WOP-CIV-AL-0241.dwg
 Plot Date & Time: 10/5/2021 7:41 PM
 Plotted by: SINGU
 DF 801*554



LONGITUDINAL SECTION - MC1B20
 A1 HORIZONTAL SCALE 1:200
 A1 VERTICAL SCALE 1:40



DRAWING COLOUR CODED - PRINT ALL COPIES IN COLOUR

AMD	DESCRIPTION	DESIGNER SIGN./DATE	VERIFIED SIGN./DATE	APPROVED SIGN./DATE
C	ISSUED FOR WORKS APPROVAL	CL 29.09.21	RW 29.09.21	JP 29.09.21
B	ISSUED FOR DRAFT WORKS APPROVAL	CL 17.09.21	RW 17.09.21	JP 17.09.21
A	ISSUED FOR DRAFT WORKS APPROVAL	CL 15.09.21	RW 15.09.21	JP 15.09.21



This drawing is confidential and shall only be used for the purpose of this project. The signing of this title block confirms the design and drafting of this project have been prepared and checked in accordance with the North South Link quality assurance system to ISO 9001-2000.



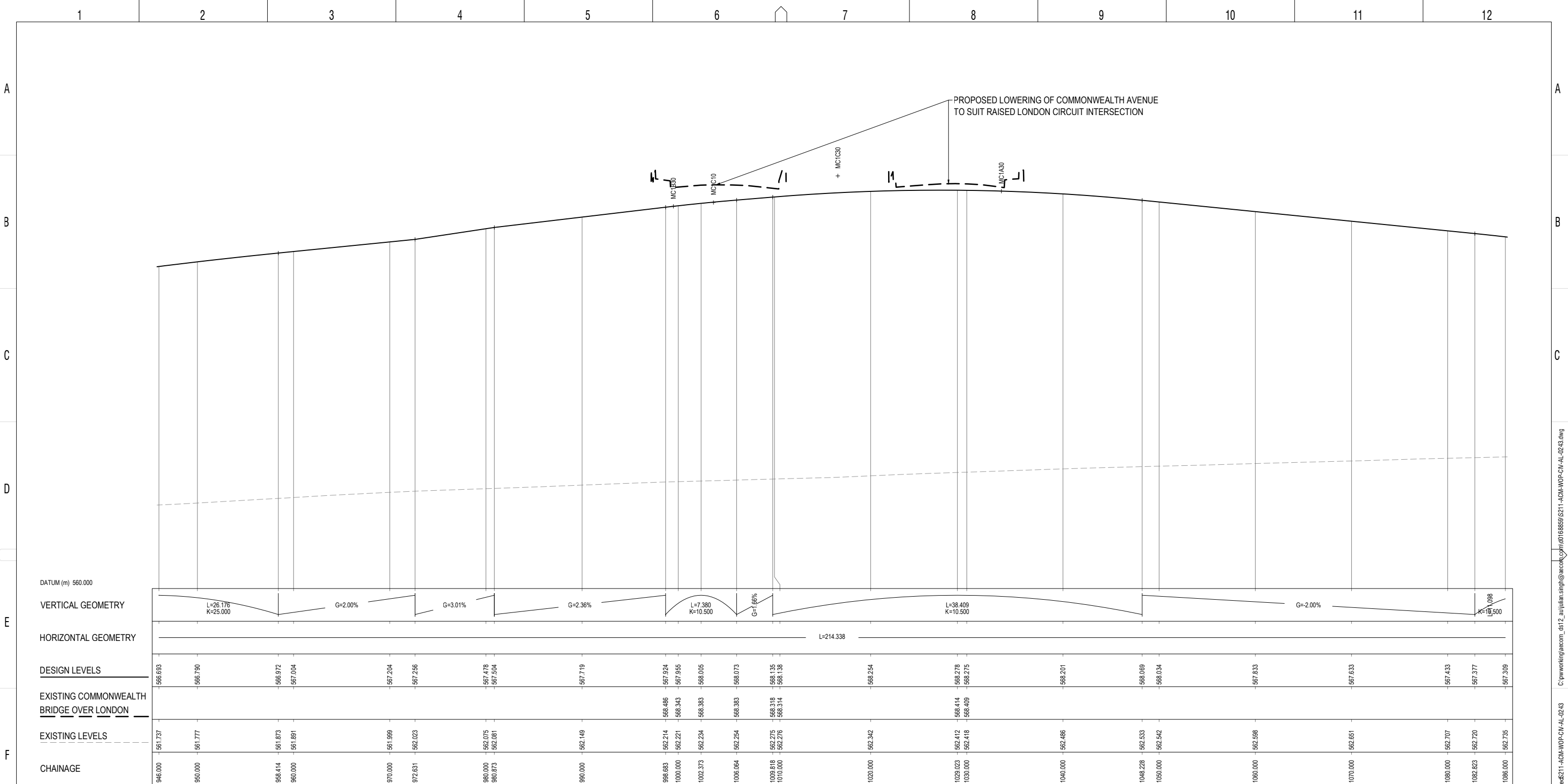
DRAWN S NAIDU
 DESIGNED C LANGE
 DRG CHECK J SINGH
 DESIGN CHECK C VAVOULAS
 APPROVED J PETERS

NOT FOR CONSTRUCTION

RLC WORKS APPROVAL
 ALIGNMENT
 LONG SECTION
 MC1B20
 SHEET 2

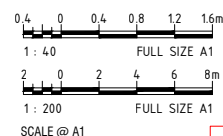
DESIGN LOT No: S211-WORKS APPROVAL	SHEET: 02 OF 06	A1
STATUS: WORKS APPROVAL ISSUE	©	
DRG No. S211-ACM-WOP-CIV-AL-0242	EDMS No.	C

File Path: C:\working\acm\...
 Plot Date & Time: 10/5/2021 7:41 PM
 Plotted by: SINGU
 DF 801*554




LONGITUDINAL SECTION - MC1B20

A1 HORIZONTAL SCALE 1:200
A1 VERTICAL SCALE 1:40



DRAWING COLOUR CODED - PRINT ALL COPIES IN COLOUR

AMD	DESCRIPTION	DESIGNER SIGN./DATE	VERIFIED SIGN./DATE	APPROVED SIGN./DATE
C	ISSUED FOR WORKS APPROVAL	CL 29.09.21	RW 29.09.21	JP 29.09.21
B	ISSUED FOR DRAFT WORKS APPROVAL	CL 17.09.21	RW 17.09.21	JP 17.09.21
A	ISSUED FOR DRAFT WORKS APPROVAL	CL 15.09.21	RW 15.09.21	JP 15.09.21



This drawing is confidential and shall only be used for the purpose of this project. The signing of this title block confirms the design and drafting of this project have been prepared and checked in accordance with the North South Link quality assurance system to ISO 9001-2000.

AECOM
AECOM Australia Pty Ltd
A.B.N. 20 093 846 925

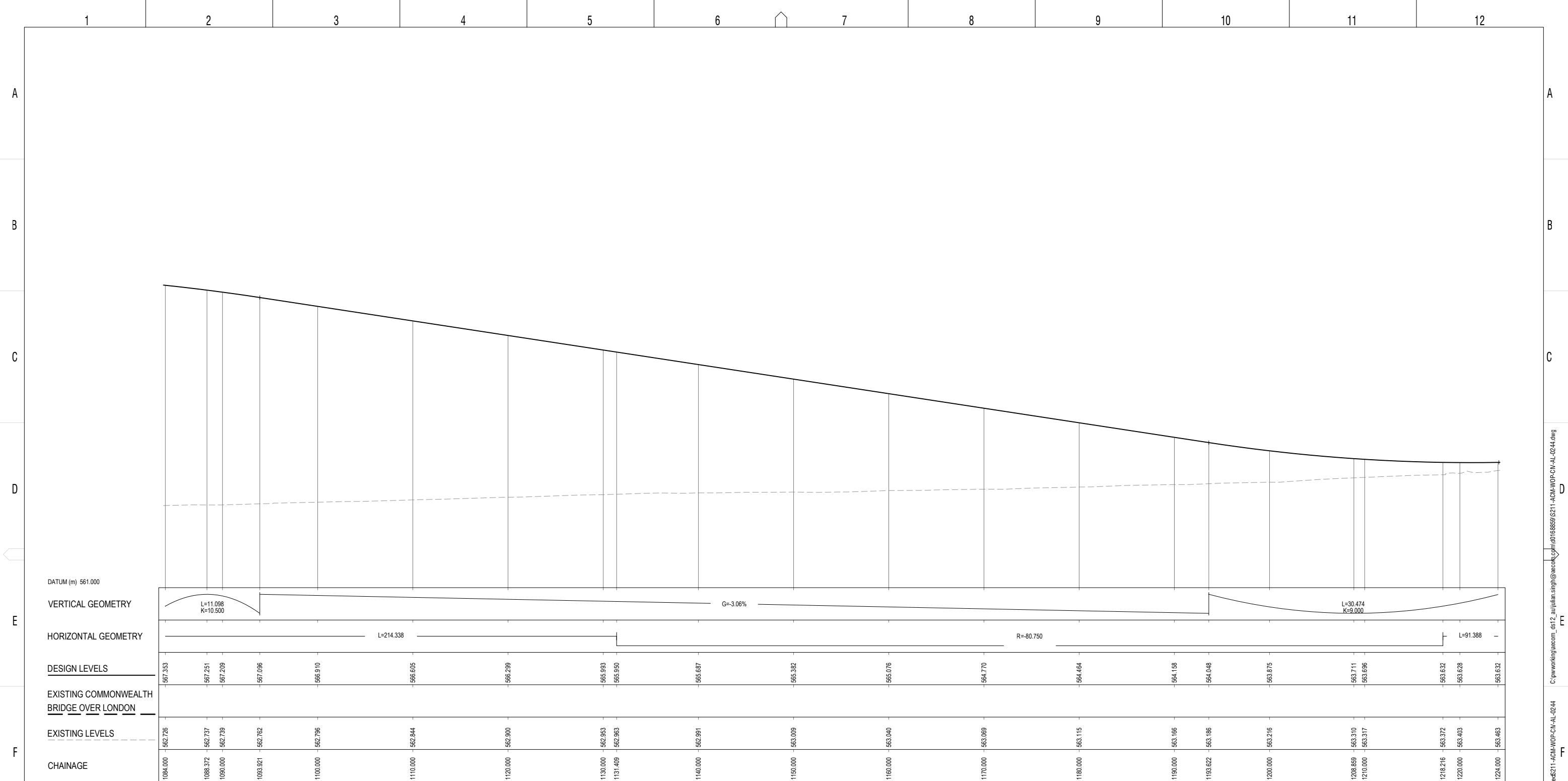
DRAWN S NAIDU
DESIGNED C LANGE
DRG CHECK J SINGH
DESIGN CHECK C VAVOULAS
APPROVED J PETERS

NOT FOR CONSTRUCTION

RLC WORKS APPROVAL
ALIGNMENT
LONG SECTION
MC1B20
SHEET 3

DESIGN LOT No: S211-WORKS APPROVAL	SHEET: 03 OF 06	A1
STATUS: WORKS APPROVAL ISSUE	©	
DRG No. S211-ACM-WOP-CIV-AL-0243	EDMS No.	C

C:\working\acrom..._ds12_aur\lisa.singh@aecom.com\p\168859\S211-ACM-WOP-CIV-AL-0243.dwg
 File Path & Time: 10/5/2021 7:42 PM
 Plotted by: RINGU
 DF 801*554



LONGITUDINAL SECTION - MC1B20
 A1 HORIZONTAL SCALE 1:200
 A1 VERTICAL SCALE 1:40

AMD	DESCRIPTION	DESIGNER SIGN./DATE	VERIFIED SIGN./DATE	APPROVED SIGN./DATE
C	ISSUED FOR WORKS APPROVAL	CL 29.09.21	RW 29.09.21	JP 29.09.21
B	ISSUED FOR DRAFT WORKS APPROVAL	CL 17.09.21	RW 17.09.21	JP 17.09.21
A	ISSUED FOR DRAFT WORKS APPROVAL	CL 15.09.21	RW 15.09.21	JP 15.09.21



This drawing is confidential and shall only be used for the purpose of this project. The signing of this title block confirms the design and drafting of this project have been prepared and checked in accordance with the North South Link quality assurance system to ISO 9001-2000.

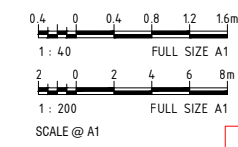
AECOM
 AECOM Australia Pty Ltd
 A.B.N. 20 093 846 925

DRAWN S NAIDU
 DESIGNED C LANGE
 DRG CHECK J SINGH
 DESIGN CHECK C VAVOULAS
 APPROVED J PETERS

NOT FOR CONSTRUCTION

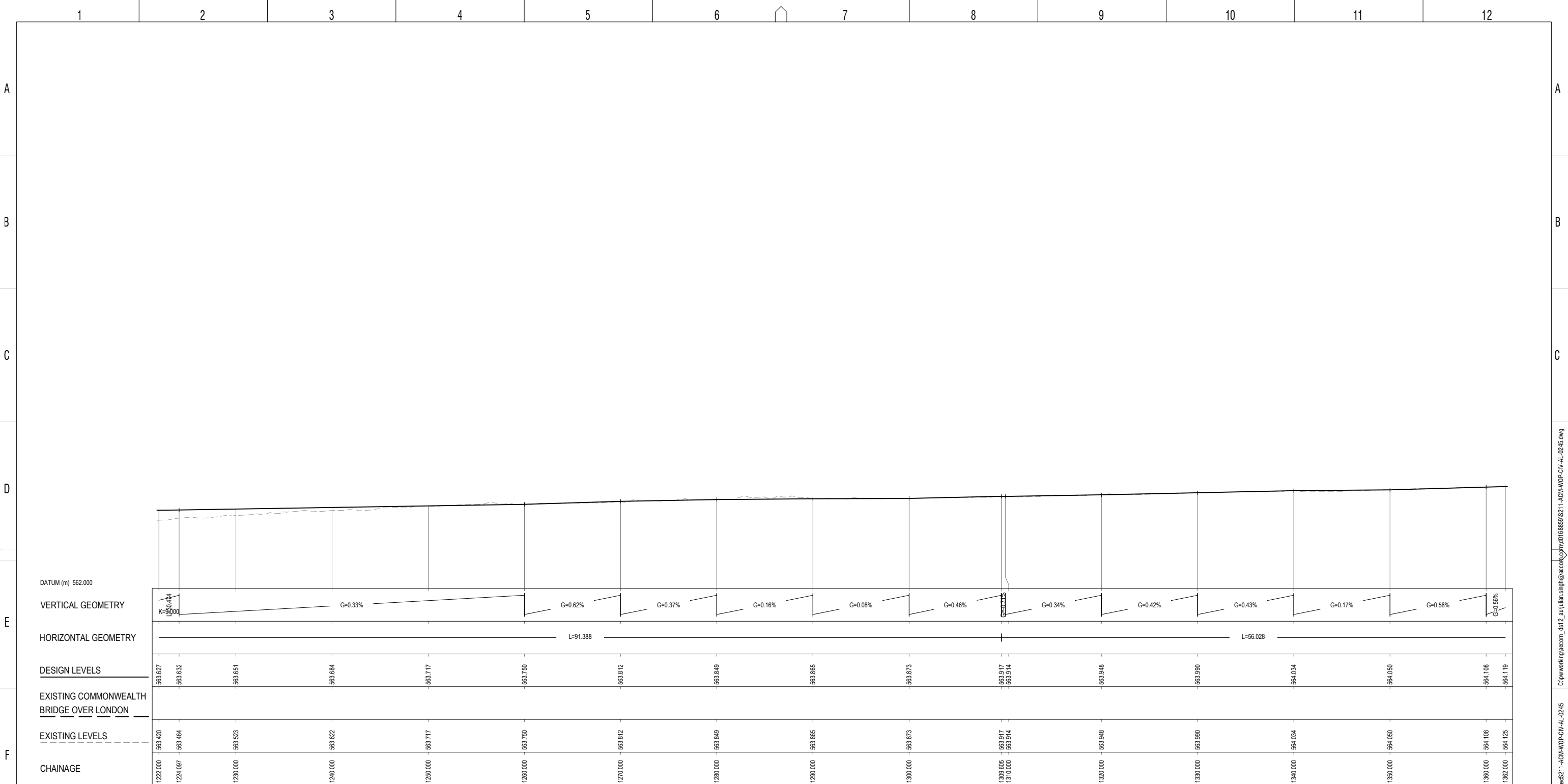
RLC WORKS APPROVAL
 ALIGNMENT
 LONG SECTION
 MC1B20
 SHEET 4

DESIGN LOT No: S211-WORKS APPROVAL	SHEET: 04 OF 06	A1
STATUS: WORKS APPROVAL ISSUE	©	
DRG No. S211-ACM-WOP-CIV-AL-0244	EDMS No.	C

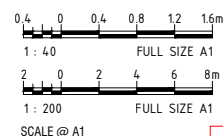


DRAWING COLOUR CODED - PRINT ALL COPIES IN COLOUR

C:\working\acrom...ds12_aur\lisa.singh@acrom.com\p\168559\S211-ACM-WOP-CIV-AL-0244.dwg
 File: P:\168559\S211-ACM-WOP-CIV-AL-0244
 Plot Date & Time: 10/5/2021 7:42 PM
 Plotted by: SINGU
 DF 801*554



LONGITUDINAL SECTION - MC1B20
 A1 HORIZONTAL SCALE 1:200
 A1 VERTICAL SCALE 1:40



DRAWING COLOUR CODED - PRINT ALL COPIES IN COLOUR

AMD	DESCRIPTION	DESIGNER SIGN./DATE	VERIFIED SIGN./DATE	APPROVED SIGN./DATE
C	ISSUED FOR WORKS APPROVAL	CL 29.09.21	RW 29.09.21	JP 29.09.21
B	ISSUED FOR DRAFT WORKS APPROVAL	CL 17.09.21	RW 17.09.21	JP 17.09.21
A	ISSUED FOR DRAFT WORKS APPROVAL	CL 15.09.21	RW 15.09.21	JP 15.09.21



This drawing is confidential and shall only be used for the purpose of this project. The signing of this title block confirms the design and drafting of this project have been prepared and checked in accordance with the North South Link quality assurance system to ISO 9001-2000.

AECOM
 AECOM Australia Pty Ltd
 A.B.N. 20 093 846 925

DRAWN: S NAIDU
 DESIGNED: C LANGE
 DRG CHECK: J SINGH
 DESIGN CHECK: C VAVOULAS
 APPROVED: J PETERS

NOT FOR CONSTRUCTION

RLC WORKS APPROVAL
 ALIGNMENT
 LONG SECTION
 MC1B20
 SHEET 5

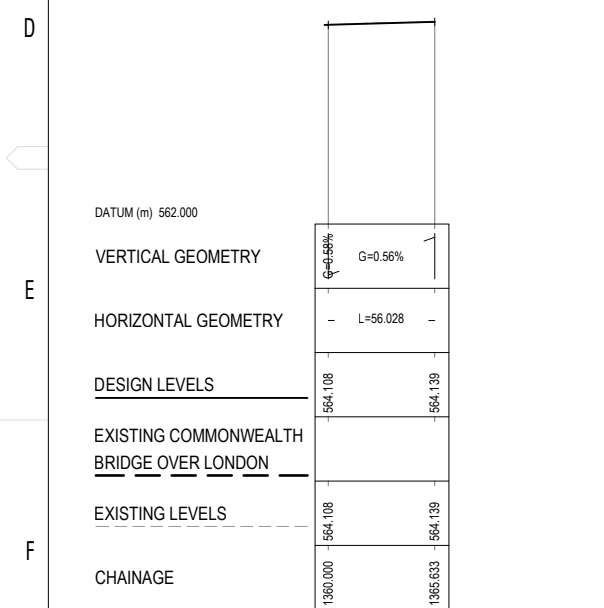
DESIGN LOT No: S211-WORKS APPROVAL SHEET: 05 OF 06 A1
 STATUS: WORKS APPROVAL ISSUE
 DRG No: S211-ACM-WOP-CIV-AL-0245 EDMS No. C

C:\working\acrom..._ds12_aur\lisa.singh@acrom.com\p\168859\S211-ACM-WOP-CIV-AL-0245.dwg
 File: P:\0211-ACM-WOP-CIV-AL-0245
 Plot Date & Time: 10/5/2021 7:42 PM
 Plotted by: SINGU
 DF 801*554

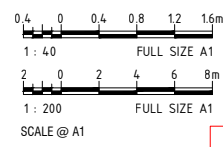
1 2 3 4 5 6 7 8 9 10 11 12

A
B
C
D
E
F
G
H

A
B
C
D
E
F
G
H



LONGITUDINAL SECTION - MC1B20
 A1 HORIZONTAL SCALE 1:200
 A1 VERTICAL SCALE 1:40



DRAWING COLOUR CODED - PRINT ALL COPIES IN COLOUR

AMD	DESCRIPTION	DESIGNER SIGN./DATE	VERIFIED SIGN./DATE	APPROVED SIGN./DATE
C	ISSUED FOR WORKS APPROVAL	CL 29.09.21	RW 29.09.21	JP 29.09.21
B	ISSUED FOR DRAFT WORKS APPROVAL	CL 17.09.21	RW 17.09.21	JP 17.09.21
A	ISSUED FOR DRAFT WORKS APPROVAL	CL 15.09.21	RW 15.09.21	JP 15.09.21



This drawing is confidential and shall only be used for the purpose of this project. The signing of this title block confirms the design and drafting of this project have been prepared and checked in accordance with the North South Link quality assurance system to ISO 9001-2000.

AECOM
 AECOM Australia Pty Ltd
 A.B.N. 20 093 846 925


DRAWN S NAIDU
 DESIGNED C LANGE
 DRG CHECK J SINGH
 DESIGN CHECK C VAVOULAS
 APPROVED J PETERS

NOT FOR CONSTRUCTION

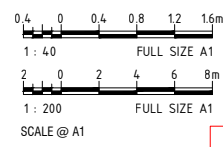
RLC WORKS APPROVAL
 ALIGNMENT
 LONG SECTION
 MC1B20
 SHEET 6

DESIGN LOT No: S211-WORKS APPROVAL SHEET: 06 OF 06 A1
 STATUS: WORKS APPROVAL ISSUE ©
 DRG No. S211-ACM-WOP-CIV-AL-0246 EDMS No. C

File: P:\oties\S211-ACM-WOP-CIV-AL-0246
 C:\working\acrom_ds12_aur\lulan.singh@aecom.com\p\oties\S211-ACM-WOP-CIV-AL-0246.dwg
 10/5/2021 7:42 PM
 Plotted by: SINGU
 DF 801*554



LONGITUDINAL SECTION - MC1B30
 A1 HORIZONTAL SCALE 1:200
 A1 VERTICAL SCALE 1:40



DRAWING COLOUR CODED - PRINT ALL COPIES IN COLOUR

AMD	DESCRIPTION	DESIGNER SIGN./DATE	VERIFIED SIGN./DATE	APPROVED SIGN./DATE
C	ISSUED FOR WORKS APPROVAL	CL 29.09.21	RW 29.09.21	JP 29.09.21
B	ISSUED FOR DRAFT WORKS APPROVAL	CL 17.09.21	RW 17.09.21	JP 17.09.21
A	ISSUED FOR DRAFT WORKS APPROVAL	CL 15.09.21	RW 15.09.21	JP 15.09.21

CO-ORDINATE SYSTEM: STROMLO HEIGHT DATUM: AHD SCALE: AS SHOWN



This drawing is confidential and shall only be used for the purpose of this project. The signing of this title block confirms the design and drafting of this project have been prepared and checked in accordance with the North South Link quality assurance system to ISO 9001-2000.



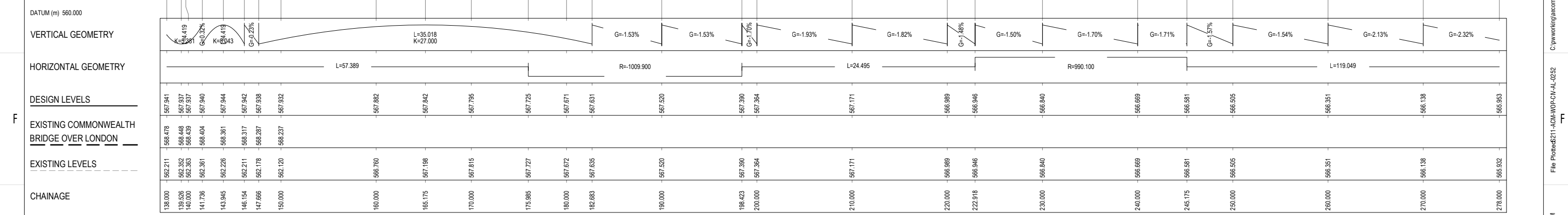
DRAWN	S NAIDU
DESIGNED	C LANGE
DRG CHECK	J SINGH
DESIGN CHECK	C VAVOULAS
APPROVED	J PETERS

NOT FOR CONSTRUCTION

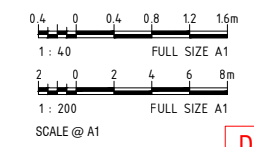
RLC WORKS APPROVAL
 ALIGNMENT
 LONG SECTION
 MC1B30
 SHEET 1

DESIGN LOT No:	S211-WORKS APPROVAL	SHEET:	01 OF 03	A1
STATUS:	WORKS APPROVAL ISSUE			
DRG No.	S211-ACM-WOP-CIV-AL-0251	EDMS No.		

C:\working\acrom..._ds12_aur\lulan.singh@acrom.com\p\0168859\S211-ACM-WOP-CIV-AL-0251.dwg
 File: P:\0168859\S211-ACM-WOP-CIV-AL-0251
 Plot Date & Time: 10/5/2021 7:43 PM
 Plotted by: SINGU



LONGITUDINAL SECTION - MC1B30
 A1 HORIZONTAL SCALE 1:200
 A1 VERTICAL SCALE 1:40



DRAWING COLOUR CODED - PRINT ALL COPIES IN COLOUR

AMD	DESCRIPTION	DESIGNER SIGN./DATE	VERIFIED SIGN./DATE	APPROVED SIGN./DATE
C	ISSUED FOR WORKS APPROVAL	CL 29.09.21	RW 29.09.21	JP 29.09.21
B	ISSUED FOR DRAFT WORKS APPROVAL	CL 17.09.21	RW 17.09.21	JP 17.09.21
A	ISSUED FOR DRAFT WORKS APPROVAL	CL 15.09.21	RW 15.09.21	JP 15.09.21



This drawing is confidential and shall only be used for the purpose of this project. The signing of this title block confirms the design and drafting of this project have been prepared and checked in accordance with the North South Link quality assurance system to ISO 9001-2000.

AECOM
 AECOM Australia Pty Ltd
 A.B.N. 20 093 846 925

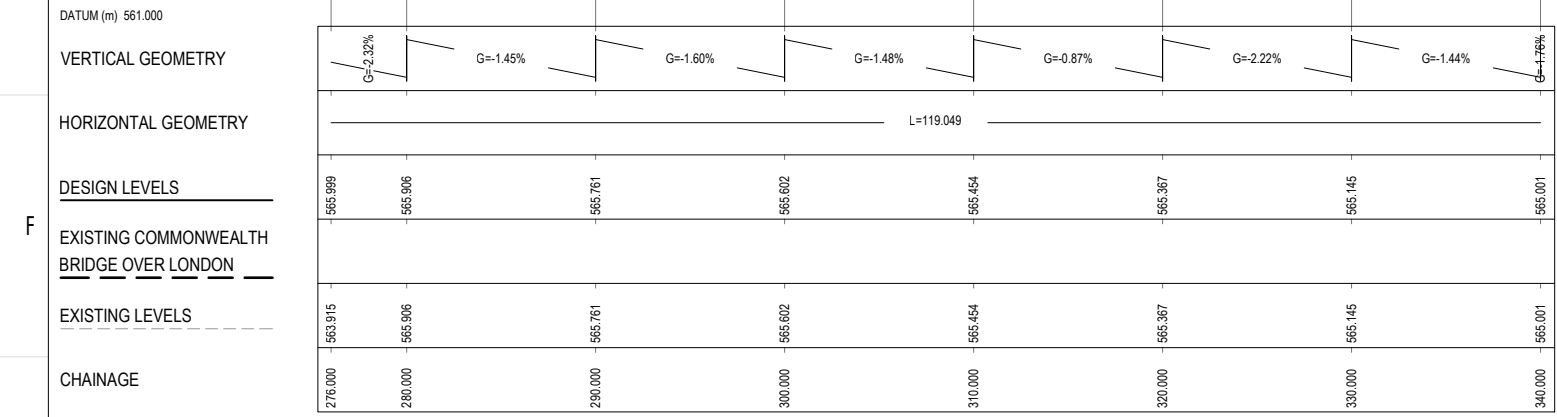
DRAWN: S NAIDU
 DESIGNED: C LANGE
 DRG CHECK: J SINGH
 DESIGN CHECK: C VAVOULAS
 APPROVED: J PETERS

NOT FOR CONSTRUCTION

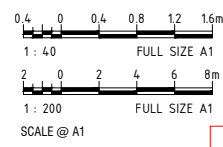
RLC WORKS APPROVAL
 ALIGNMENT
 LONG SECTION
 MC1B30
 SHEET 2

DESIGN LOT No: S211-WORKS APPROVAL SHEET: 02 OF 03 A1
 STATUS: WORKS APPROVAL ISSUE
 DRG No. S211-ACM-WOP-CIV-AL-0252 EDMS No. C

C:\working\acrom..._ds12_aur\lulan.singh@acrom.com\p\m\0168859\S211-ACM-WOP-CIV-AL-0252.dwg
 File: P:\0168859\S211-ACM-WOP-CIV-AL-0252
 Plot Date & Time: 10/5/2021 7:43 PM
 Plotted by: SINGU



LONGITUDINAL SECTION - MC1B30
 A1 HORIZONTAL SCALE 1:200
 A1 VERTICAL SCALE 1:40



DRAWING COLOUR CODED - PRINT ALL COPIES IN COLOUR

NO.	DESCRIPTION	DESIGNER SIGN./DATE	VERIFIED SIGN./DATE	APPROVED SIGN./DATE
C	ISSUED FOR WORKS APPROVAL	CL 29.09.21	RW 29.09.21	JP 29.09.21
B	ISSUED FOR DRAFT WORKS APPROVAL	CL 17.09.21	RW 17.09.21	JP 17.09.21
A	ISSUED FOR DRAFT WORKS APPROVAL	CL 15.09.21	RW 15.09.21	JP 15.09.21
AMD				

CO-ORDINATE SYSTEM: STROMLO HEIGHT DATUM: AHD SCALE: AS SHOWN



This drawing is confidential and shall only be used for the purpose of this project. The signing of this title block confirms the design and drafting of this project have been prepared and checked in accordance with the North South Link quality assurance system to ISO 9001-2000.

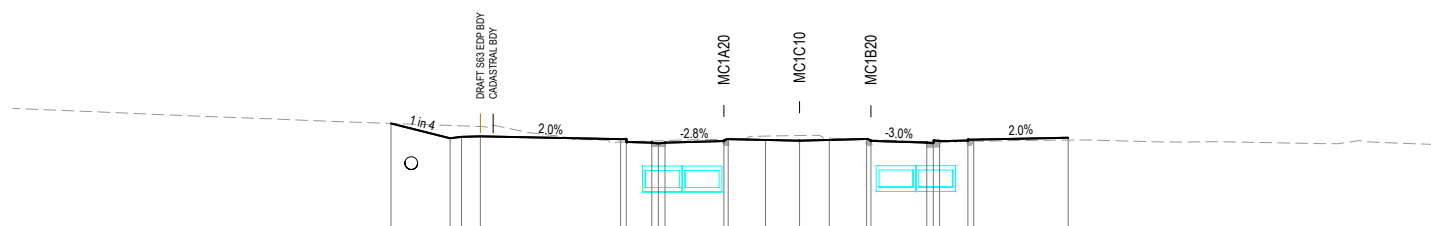


DRAWN: S NAIDU
 DESIGNED: C LANGE
 DRG CHECK: J SINGH
 DESIGN CHECK: C VAVOULAS
 APPROVED: J PETERS

NOT FOR CONSTRUCTION

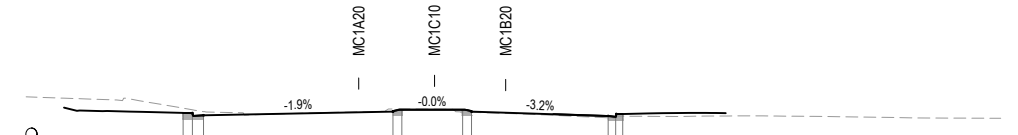
RLC WORKS APPROVAL
 ALIGNMENT
 LONG SECTION
 MC1B30
 SHEET 3

DESIGN LOT No: S211-WORKS APPROVAL	SHEET: 03 OF 03	A1
STATUS: WORKS APPROVAL ISSUE	©	
DRG No: S211-ACM-WOP-CIV-AL-0253	EDMS No:	C



	IAFL	EH2L	EH1L	EVL	CBL	CBL	CFL	CER	CBR	EVR	DMB	EVL	CBL	CEL	CFL	CBL	CBL	EVL				
DESIGN LEVELS	562.830	562.047	562.122	562.147	561.997	561.997	561.811	561.770	561.810	561.899	561.991	-0.007	0.204	561.956	562.005	561.935	561.816	561.776	561.926	561.926	561.974	562.074
DEPTH TO EXISTING	0.000	0.677	0.581	0.521	-0.156	-0.144	0.090	0.141	0.113	0.088	-0.007	0.204	0.095	-0.026	0.036	0.051	0.080	-0.081	-0.011	-0.071	-0.127	
EXISTING SURFACE	562.830	562.724	562.703	562.668	561.841	561.853	561.901	561.912	561.923	561.987	561.991	562.160	562.188	561.979	561.971	561.867	561.856	561.946	561.915	561.904	561.947	
OFFSETS	-21.620	-18.491	-17.892	-16.892	-9.471	-9.171	-7.822	-7.471	-7.121	-4.007	-3.777	-1.807	0.000	1.574	3.774	6.727	7.077	7.407	8.904	9.214	14.214	

CHAINAGE 880.000



	CBL	CER	CBR	CBR	CEL	CFL	CBL
DESIGN LEVELS	562.086	562.158	562.259	562.259	561.926	561.884	562.032
DEPTH TO EXISTING	0.257	0.141	0.038	-0.119	-0.092	-0.069	-0.115
EXISTING SURFACE	562.343	562.299	562.297	562.140	561.834	561.815	561.917
OFFSETS	-13.308	-2.203	-1.732	1.485	9.186	9.681	9.956

CHAINAGE 860.000

AMD	DESCRIPTION	DESIGNER SIGN./DATE	VERIFIED SIGN./DATE	APPROVED SIGN./DATE
C	ISSUED FOR WORKS APPROVAL	CL 29.09.21	RW 29.09.21	JP 29.09.21
B	ISSUED FOR DRAFT WORKS APPROVAL	CL 17.09.21	RW 17.09.21	JP 17.09.21
A	ISSUED FOR DRAFT WORKS APPROVAL	CL 15.09.21	RW 15.09.21	JP 15.09.21

CO-ORDINATE SYSTEM: STROMLO HEIGHT DATUM: AHD SCALE: AS SHOWN



This drawing is confidential and shall only be used for the purpose of this project. The signing of this title block confirms the design and drafting of this project have been prepared and checked in accordance with the North South Link quality assurance system to ISO 9001-2000.

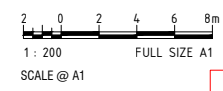


DRAWN: S NAIDU
 DESIGNED: C LANGE
 DRG CHECK: J SINGH
 DESIGN CHECK: C VAVOULAS
 APPROVED: J PETERS

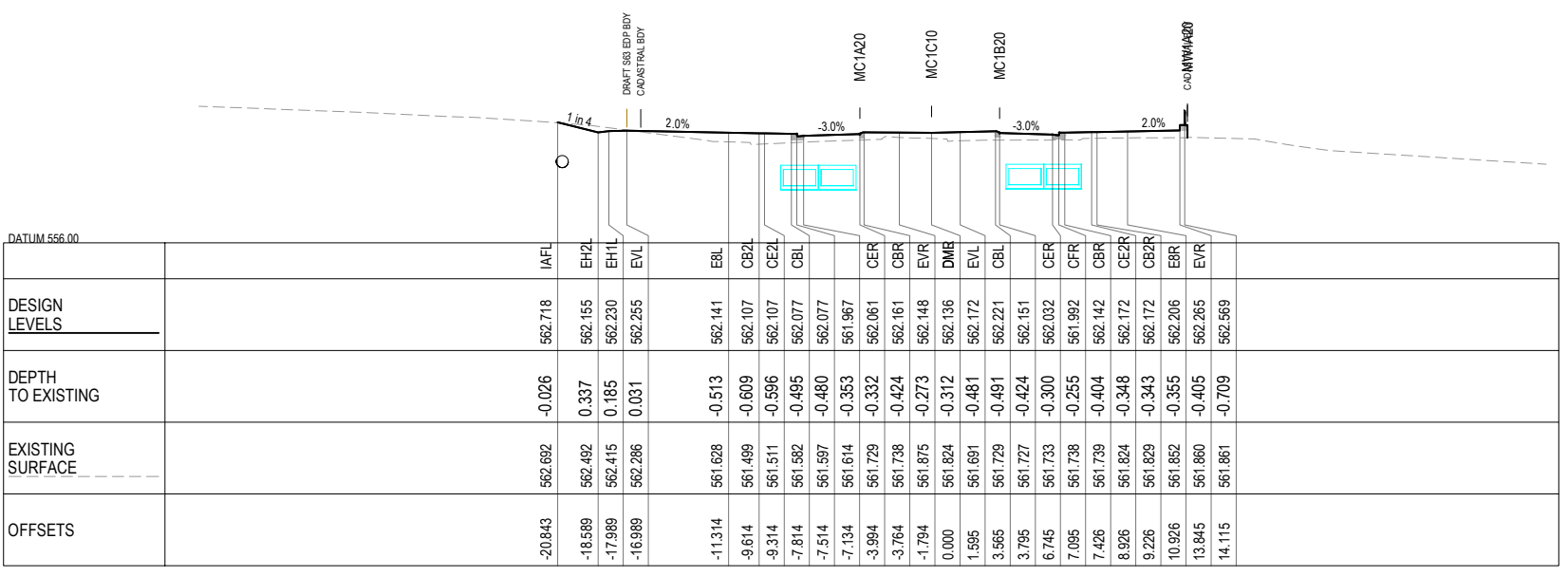
NOT FOR CONSTRUCTION

RLC WORKS APPROVAL
 ALIGNMENT
CROSS SECTIONS
MC1C10 - LONDON CIRCUIT WEST
 SHEET 1

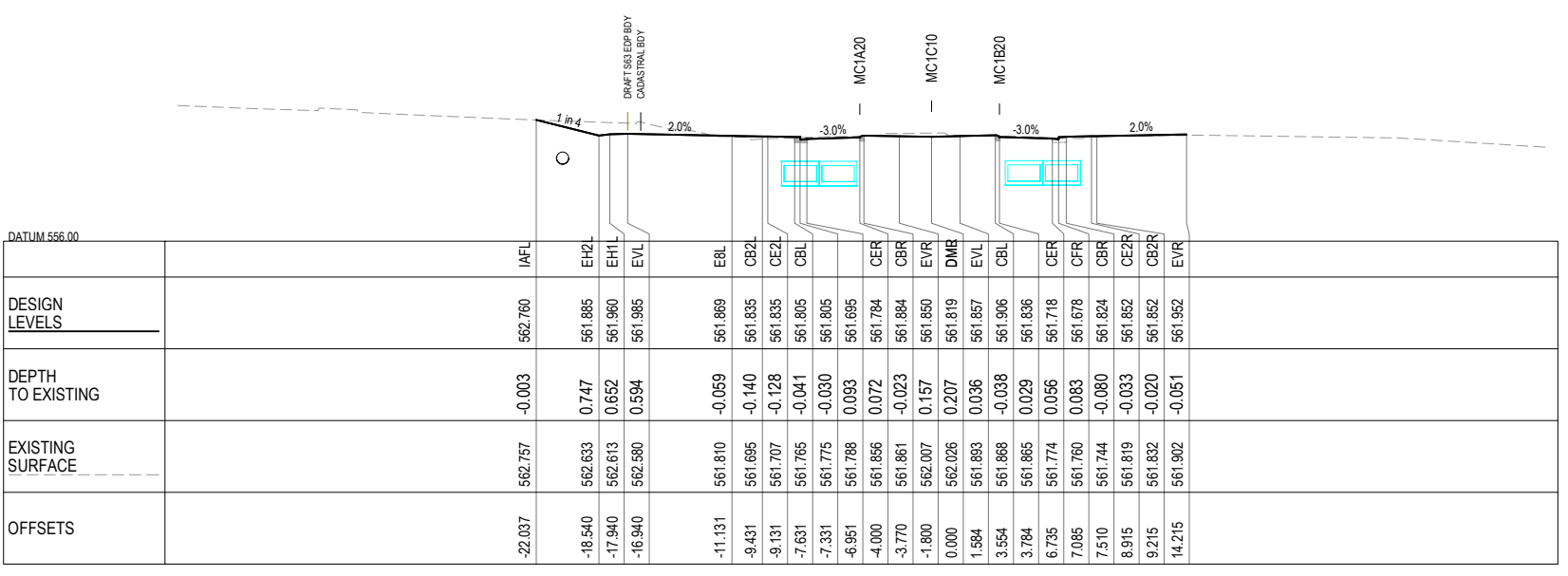
DESIGN LOT No: S211-WORKS APPROVAL SHEET: 01 OF 06 A1
 STATUS: WORKS APPROVAL ISSUE ©
 DRG No. S211-ACM-WOP-CIV-AL-0401 EDMS No. C



DRAWING COLOUR CODED - PRINT ALL COPIES IN COLOUR




CHAINAGE 920.000



CHAINAGE 900.000

AMD	DESCRIPTION	DESIGNER SIGN./DATE	VERIFIED SIGN./DATE	APPROVED SIGN./DATE
C	ISSUED FOR WORKS APPROVAL	CL 29.09.21	RW 29.09.21	JP 29.09.21
B	ISSUED FOR DRAFT WORKS APPROVAL	CL 17.09.21	RW 17.09.21	JP 17.09.21
A	ISSUED FOR DRAFT WORKS APPROVAL	CL 15.09.21	RW 15.09.21	JP 15.09.21

CO-ORDINATE SYSTEM: STROMLO HEIGHT DATUM: AHD SCALE: AS SHOWN



This drawing is confidential and shall only be used for the purpose of this project. The signing of this title block confirms the design and drafting of this project have been prepared and checked in accordance with the North South Link quality assurance system to ISO 9001-2000.

AECOM
AECOM Australia Pty Ltd
A.B.N. 20 093 846 925

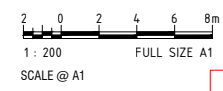
DRAWN: S NAIDU
DESIGNED: C LANGE
DRG CHECK: J SINGH
DESIGN CHECK: C VAVOULAS
APPROVED: J PETERS

NOT FOR CONSTRUCTION

RLC WORKS APPROVAL
ALIGNMENT
CROSS SECTIONS
MC1C10 - LONDON CIRCUIT WEST
SHEET 2

DESIGN LOT No: S211-WORKS APPROVAL	SHEET: 02 OF 06	A1
STATUS: WORKS APPROVAL ISSUE	©	
DRG No: S211-ACM-WOP-CIV-AL-0402	EDMS No:	C

Printed by SINGU



DRAWING COLOUR CODED - PRINT ALL COPIES IN COLOUR

A

B

C

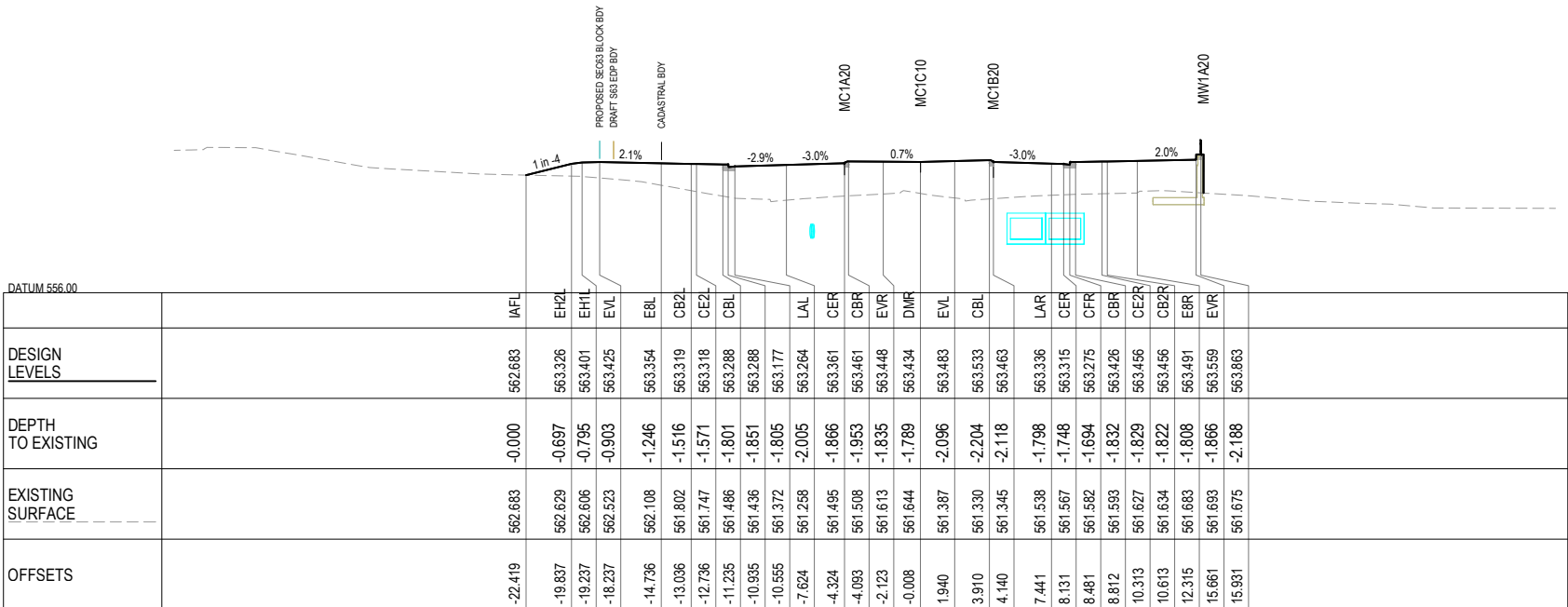
D

E

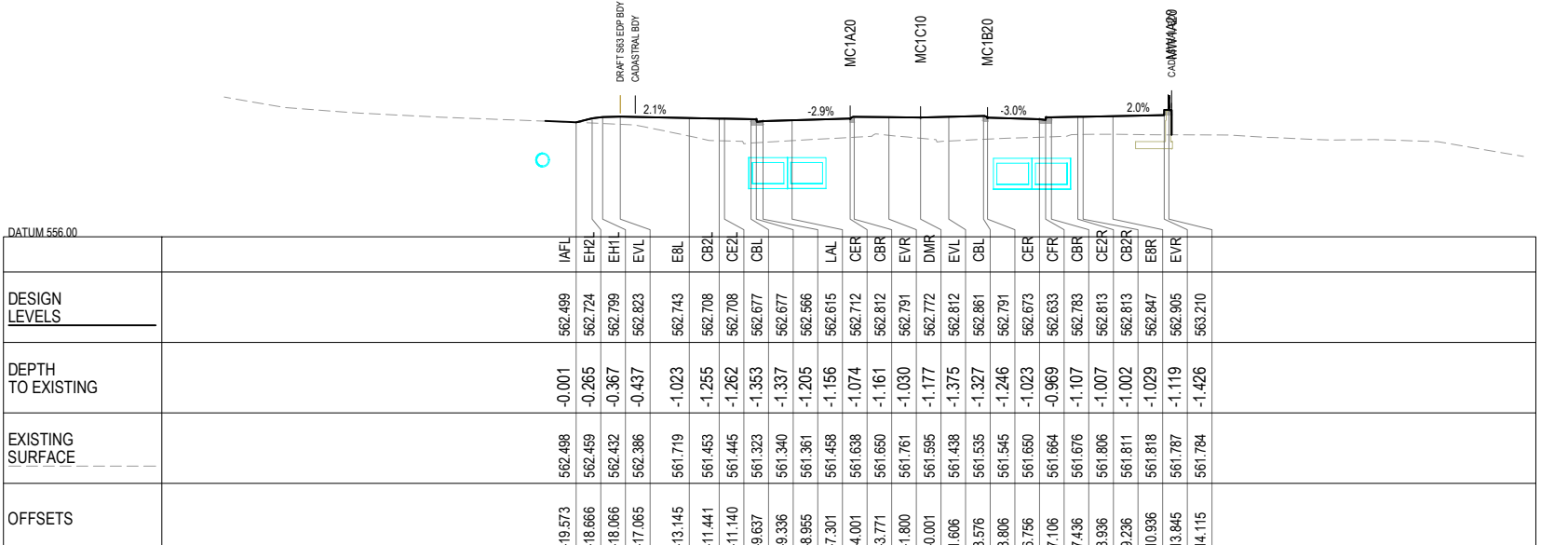
F

G

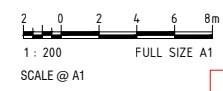
H



CHAINAGE 960.000



CHAINAGE 940.000



DRAWING COLOUR CODED - PRINT ALL COPIES IN COLOUR

AMD	DESCRIPTION	DESIGNER SIGN./DATE	VERIFIED SIGN./DATE	APPROVED SIGN./DATE
C	ISSUED FOR WORKS APPROVAL	CL 29.09.21	RW 29.09.21	JP 29.09.21
B	ISSUED FOR DRAFT WORKS APPROVAL	CL 17.09.21	RW 17.09.21	JP 17.09.21
A	ISSUED FOR DRAFT WORKS APPROVAL	CL 15.09.21	RW 15.09.21	JP 15.09.21

CO-ORDINATE SYSTEM: STROMLO HEIGHT DATUM: AHD SCALE: AS SHOWN



This drawing is confidential and shall only be used for the purpose of this project. The signing of this title block confirms the design and drafting of this project have been prepared and checked in accordance with the North South Link quality assurance system to ISO 9001-2000.

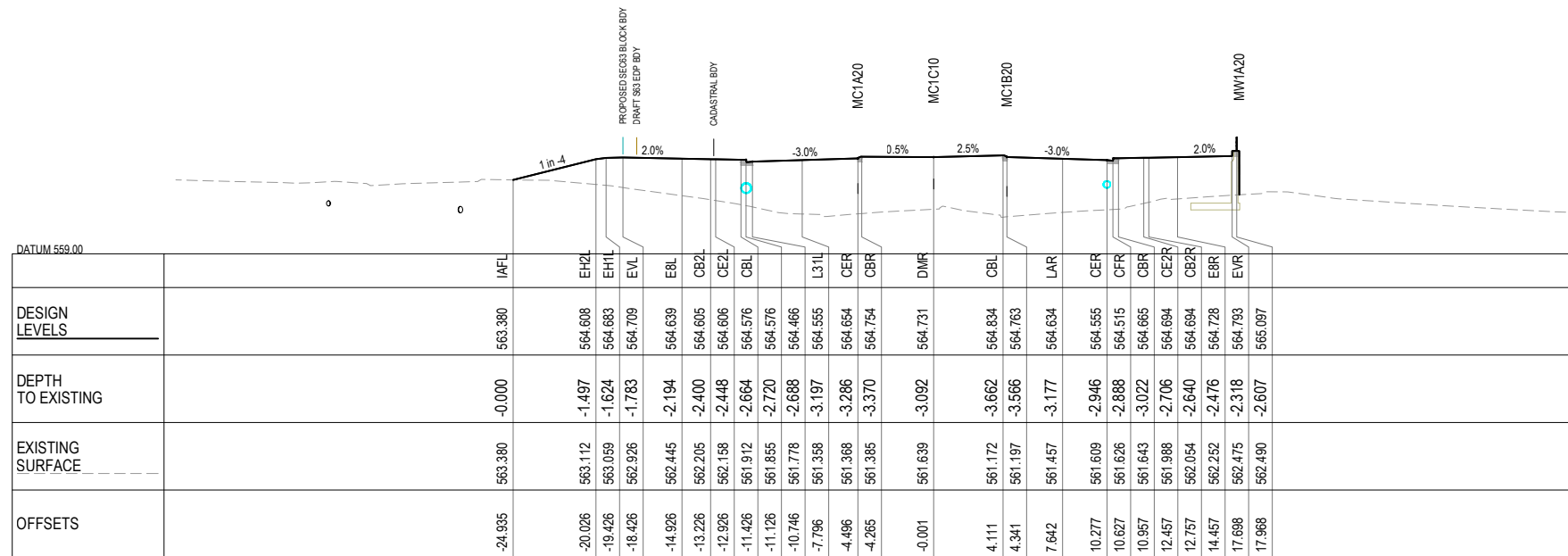
AECOM
AECOM Australia Pty Ltd
A.B.N. 20 093 846 925

DRAWN: S NAIDU
DESIGNED: C LANGE
DRG CHECK: J SINGH
DESIGN CHECK: C VAVOULAS
APPROVED: J PETERS

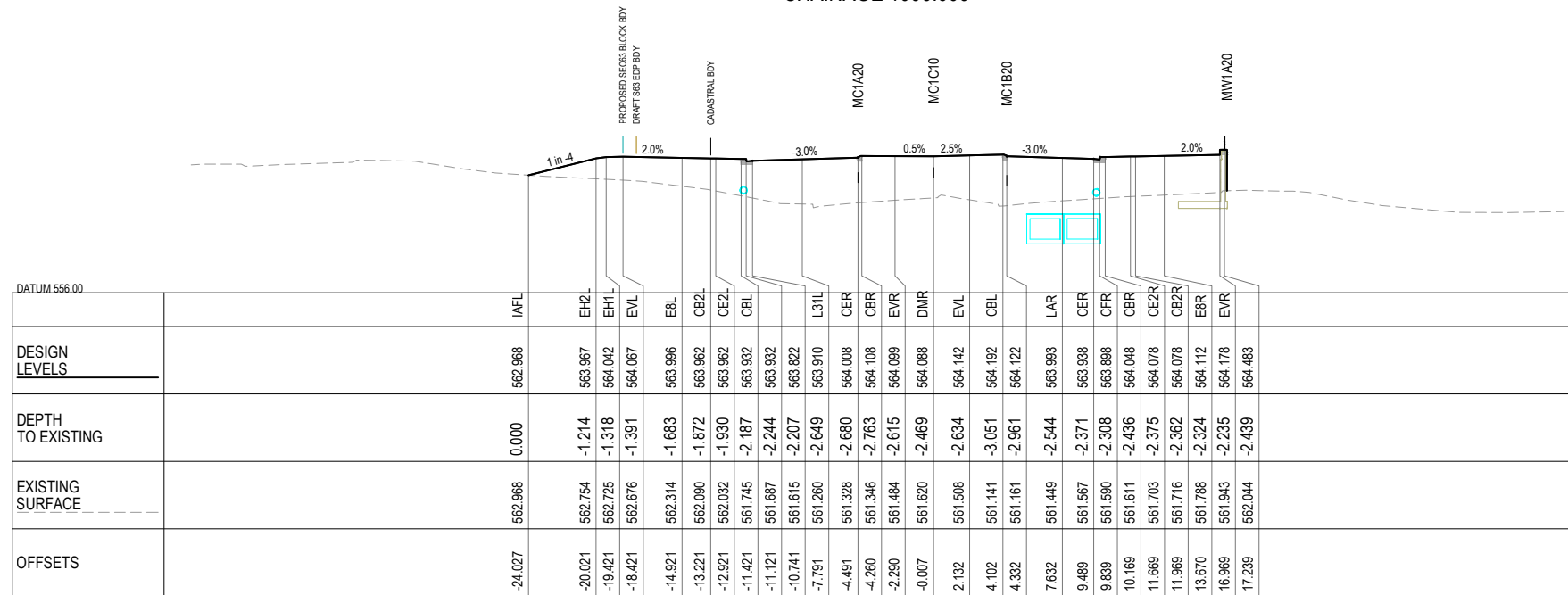
NOT FOR CONSTRUCTION

RLC WORKS APPROVAL
ALIGNMENT
CROSS SECTIONS
MC1C10 - LONDON CIRCUIT WEST
SHEET 3

DESIGN LOT No: S211-WORKS APPROVAL SHEET: 03 OF 06 A1
STATUS: WORKS APPROVAL ISSUE ©
DRG No: S211-ACM-WOP-CIV-AL-0403 EDMS No: C




CHAINAGE 1000.000



CHAINAGE 980.000

AMD	DESCRIPTION	DESIGNER SIGN./DATE	VERIFIED SIGN./DATE	APPROVED SIGN./DATE
C	ISSUED FOR WORKS APPROVAL	CL 29.09.21	RW 29.09.21	JP 29.09.21
B	ISSUED FOR DRAFT WORKS APPROVAL	CL 17.09.21	RW 17.09.21	JP 17.09.21
A	ISSUED FOR DRAFT WORKS APPROVAL	CL 15.09.21	RW 15.09.21	JP 15.09.21

CO-ORDINATE SYSTEM: STROMLO HEIGHT DATUM: AHD SCALE: AS SHOWN



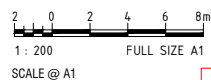
This drawing is confidential and shall only be used for the purpose of this project. The signing of this title block confirms the design and drafting of this project have been prepared and checked in accordance with the North South Link quality assurance system to ISO 9001-2000.

DRAWN	S NAIDU
DESIGNED	C LANGE
DRG CHECK	J SINGH
DESIGN CHECK	C VAVOULAS
APPROVED	J PETERS

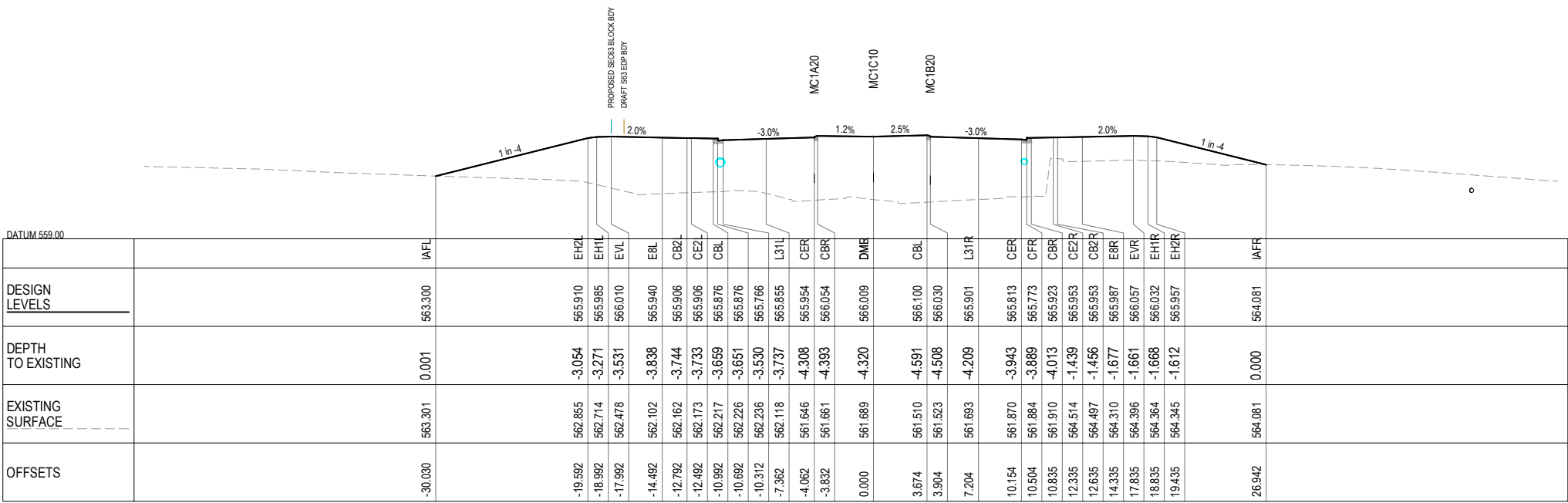
NOT FOR CONSTRUCTION

RLC WORKS APPROVAL
ALIGNMENT
CROSS SECTIONS
MC1C10 - LONDON CIRCUIT WEST
SHEET 4

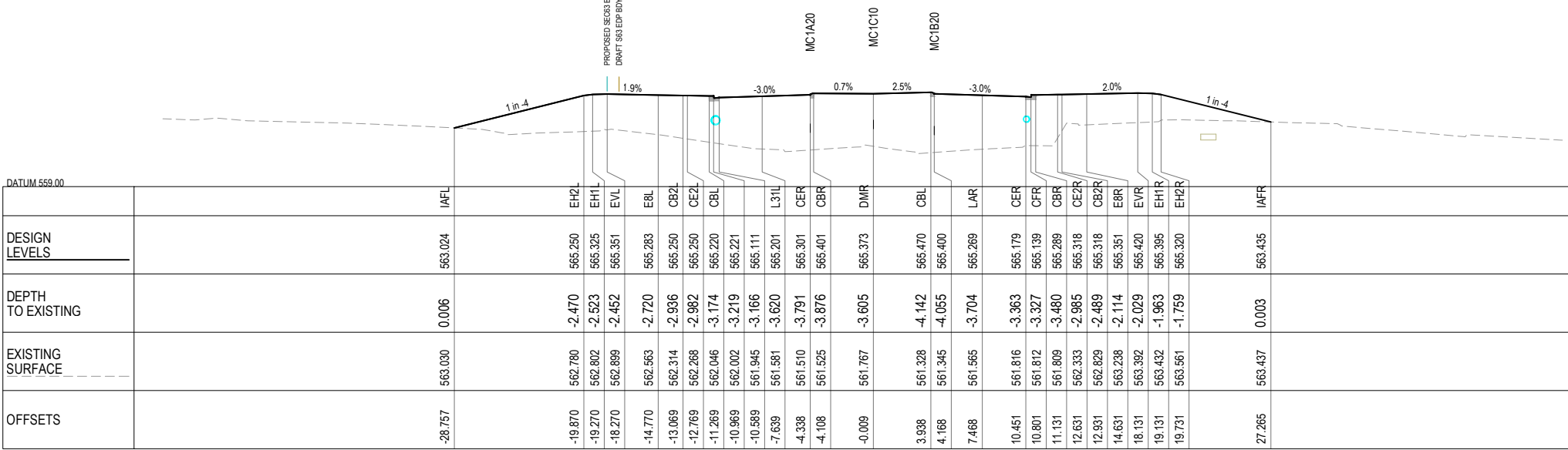
DESIGN LOT No:	S211-WORKS APPROVAL	SHEET:	04	OF	06	A1
STATUS:	WORKS APPROVAL ISSUE					©
DRG No.	S211-ACM-WOP-CIV-AL-0404	EDMS No.				



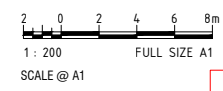
DRAWING COLOUR CODED - PRINT ALL COPIES IN COLOUR



CHAINAGE 1040.000



CHAINAGE 1020.000



DRAWING COLOUR CODED - PRINT ALL COPIES IN COLOUR

AMD	DESCRIPTION	DESIGNER SIGN./DATE	VERIFIED SIGN./DATE	APPROVED SIGN./DATE
C	ISSUED FOR WORKS APPROVAL	CL 29.09.21	RW 29.09.21	JP 29.09.21
B	ISSUED FOR DRAFT WORKS APPROVAL	CL 17.09.21	RW 17.09.21	JP 17.09.21
A	ISSUED FOR DRAFT WORKS APPROVAL	CL 15.09.21	RW 15.09.21	JP 15.09.21

CO-ORDINATE SYSTEM: STROMLO HEIGHT DATUM: AHD SCALE: AS SHOWN



This drawing is confidential and shall only be used for the purpose of this project. The signing of this title block confirms the design and drafting of this project have been prepared and checked in accordance with the North South Link quality assurance system to ISO 9001-2000.

AECOM
AECOM Australia Pty Ltd
A.B.N. 20 093 846 925

DRAWN: S NAIDU
DESIGNED: C LANGE
DRG CHECK: J SINGH
DESIGN CHECK: C VAVOULAS
APPROVED: J PETERS

NOT FOR CONSTRUCTION

RLC WORKS APPROVAL
ALIGNMENT
CROSS SECTIONS
MC1C10 - LONDON CIRCUIT WEST
SHEET 5

DESIGN LOT No: S211-WORKS APPROVAL	SHEET: 05 OF 06	A1
STATUS: WORKS APPROVAL ISSUE	©	
DRG No. S211-ACM-WOP-CIV-AL-0405	EDMS No.	C

Printed by SINGU

A

B

C

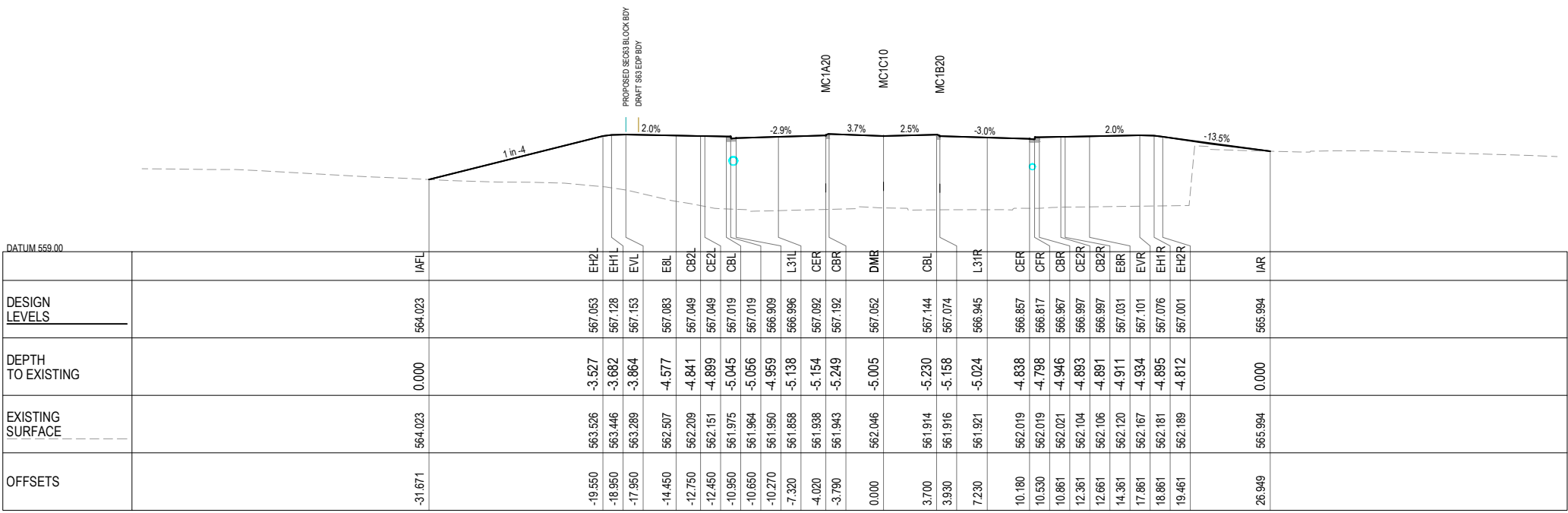
D

E

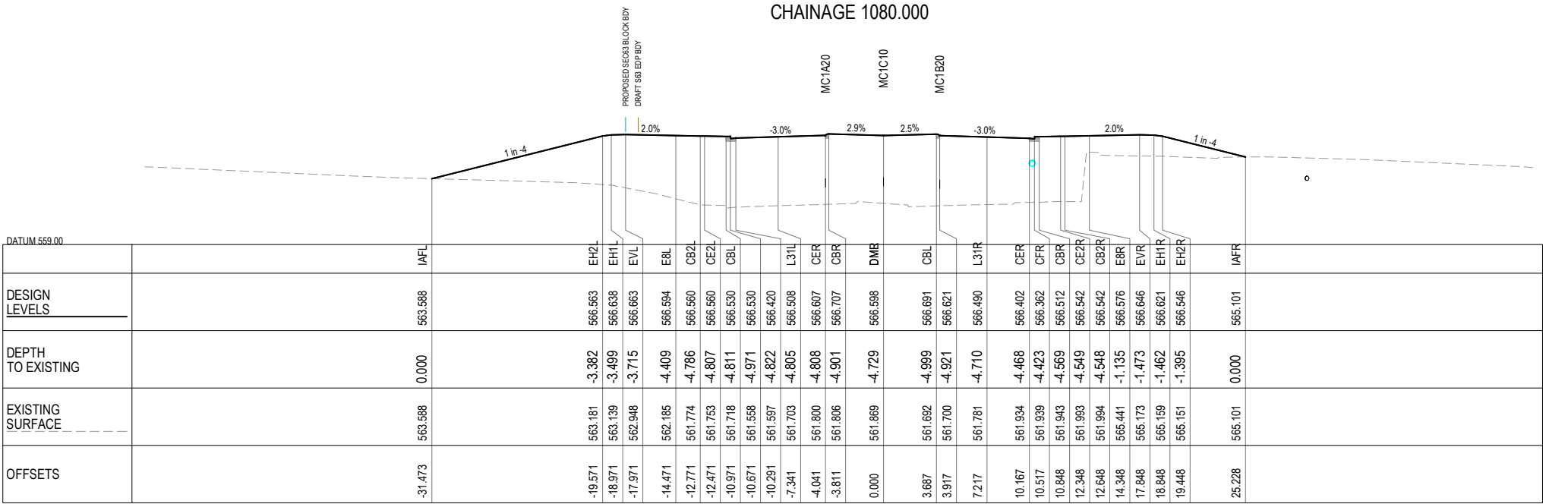
F

G

H



CHAINAGE 1080.000



CHAINAGE 1060.000

AMD	DESCRIPTION	DESIGNER SIGN./DATE	VERIFIED SIGN./DATE	APPROVED SIGN./DATE
C	ISSUED FOR WORKS APPROVAL	CL 29.09.21	RW 29.09.21	JP 29.09.21
B	ISSUED FOR DRAFT WORKS APPROVAL	CL 17.09.21	RW 17.09.21	JP 17.09.21
A	ISSUED FOR DRAFT WORKS APPROVAL	CL 15.09.21	RW 15.09.21	JP 15.09.21

CO-ORDINATE SYSTEM: STROMLO HEIGHT DATUM: AHD SCALE: AS SHOWN



This drawing is confidential and shall only be used for the purpose of this project. The signing of this title block confirms the design and drafting of this project have been prepared and checked in accordance with the North South Link quality assurance system to ISO 9001-2000.

AECOM
AECOM Australia Pty Ltd
A.B.N. 20 093 846 925

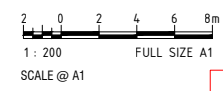
DRAWN: S NAIDU
DESIGNED: C LANGE
DRG CHECK: J SINGH
DESIGN CHECK: C VAVOULAS
APPROVED: J PETERS

NOT FOR CONSTRUCTION

RLC WORKS APPROVAL
ALIGNMENT
CROSS SECTIONS
MC1C10 - LONDON CIRCUIT WEST
SHEET 6

DESIGN LOT No: S211-WORKS APPROVAL	SHEET: 06 OF 06	A1
STATUS: WORKS APPROVAL ISSUE	©	
DRG No: S211-ACM-WOP-CIV-AL-0406	EDMS No.	C

Printed by SINGU



DRAWING COLOUR CODED - PRINT ALL COPIES IN COLOUR

A

B

C

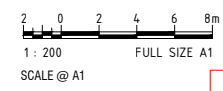
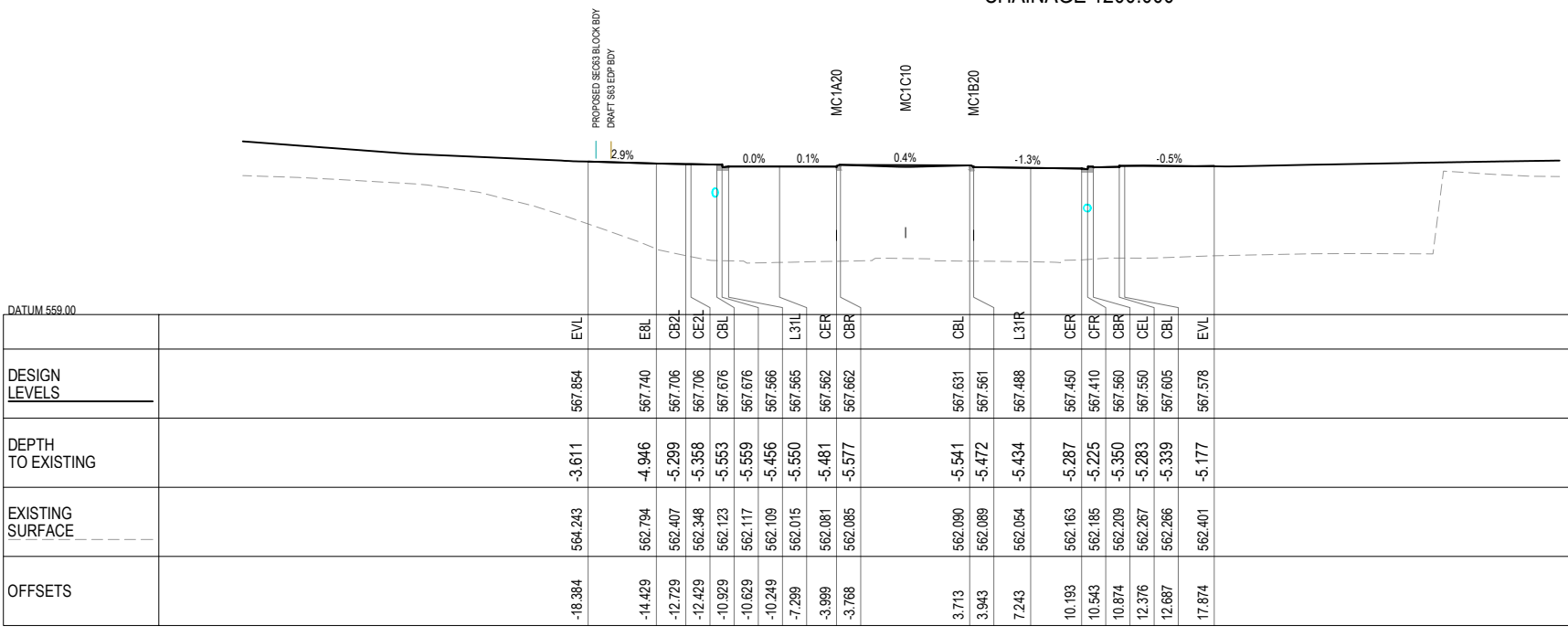
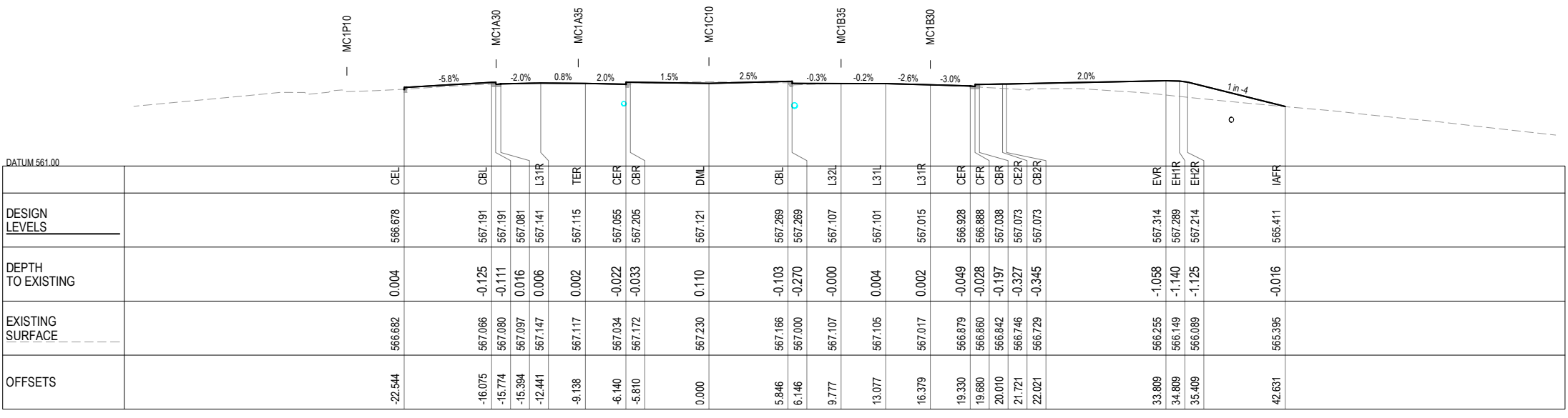
D

E

F

G

H



DRAWING COLOUR CODED - PRINT ALL COPIES IN COLOUR

AMD	DESCRIPTION	DESIGNER SIGN./DATE	VERIFIED SIGN./DATE	APPROVED SIGN./DATE
C	ISSUED FOR WORKS APPROVAL	CL 29.09.21	RW 29.09.21	JP 29.09.21
B	ISSUED FOR DRAFT WORKS APPROVAL	CL 17.09.21	RW 17.09.21	JP 17.09.21
A	ISSUED FOR DRAFT WORKS APPROVAL	CL 15.09.21	RW 15.09.21	JP 15.09.21

CO-ORDINATE SYSTEM: STROMLO HEIGHT DATUM: AHD SCALE: AS SHOWN



This drawing is confidential and shall only be used for the purpose of this project. The signing of this title block confirms the design and drafting of this project have been prepared and checked in accordance with the North South Link quality assurance system to ISO 9001-2000.



DRAWN: S NAIDU
DESIGNED: C LANGE
DRG CHECK: J SINGH
DESIGN CHECK: C VAVOULAS
APPROVED: J PETERS

NOT FOR CONSTRUCTION

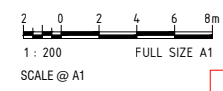
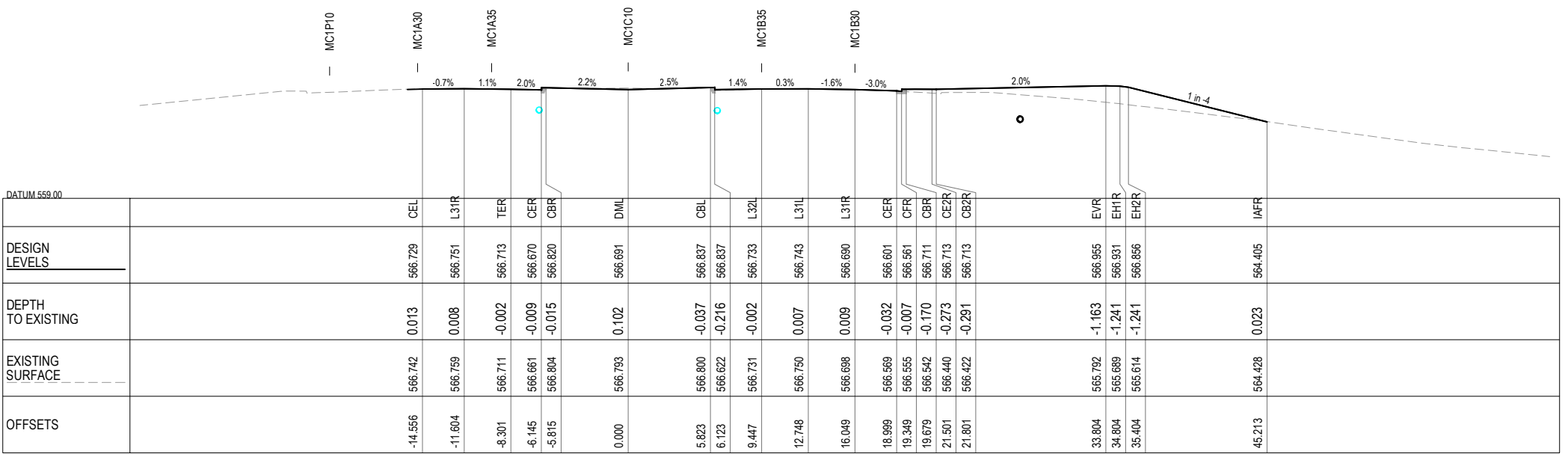
RLC WORKS APPROVAL
ALIGNMENT
CROSS SECTIONS
MC1C10 - COMMONWEALTH AVENUE
SHEET 1

DESIGN LOT No: S211-WORKS APPROVAL SHEET: 01 OF 02 A1
STATUS: WORKS APPROVAL ISSUE ©
DRG No: S211-ACM-WOP-CIV-AL-0407 EDMS No. C

1 2 3 4 5 6 7 8 9 10 11 12

A
B
C
D
E
F
G
H

A
B
C
D
E
F
G
H



DRAWING COLOUR CODED - PRINT ALL COPIES IN COLOUR

AMD	DESCRIPTION	DESIGNER SIGN./DATE	VERIFIED SIGN./DATE	APPROVED SIGN./DATE
C	ISSUED FOR WORKS APPROVAL	CL 29.09.21	RW 29.09.21	JP 29.09.21
B	ISSUED FOR DRAFT WORKS APPROVAL	CL 17.09.21	RW 17.09.21	JP 17.09.21
A	ISSUED FOR DRAFT WORKS APPROVAL	CL 15.09.21	RW 15.09.21	JP 15.09.21

CO-ORDINATE SYSTEM: STROMLO HEIGHT DATUM: AHD SCALE: AS SHOWN



This drawing is confidential and shall only be used for the purpose of this project. The signing of this title block confirms the design and drafting of this project have been prepared and checked in accordance with the North South Link quality assurance system to ISO 9001-2000.



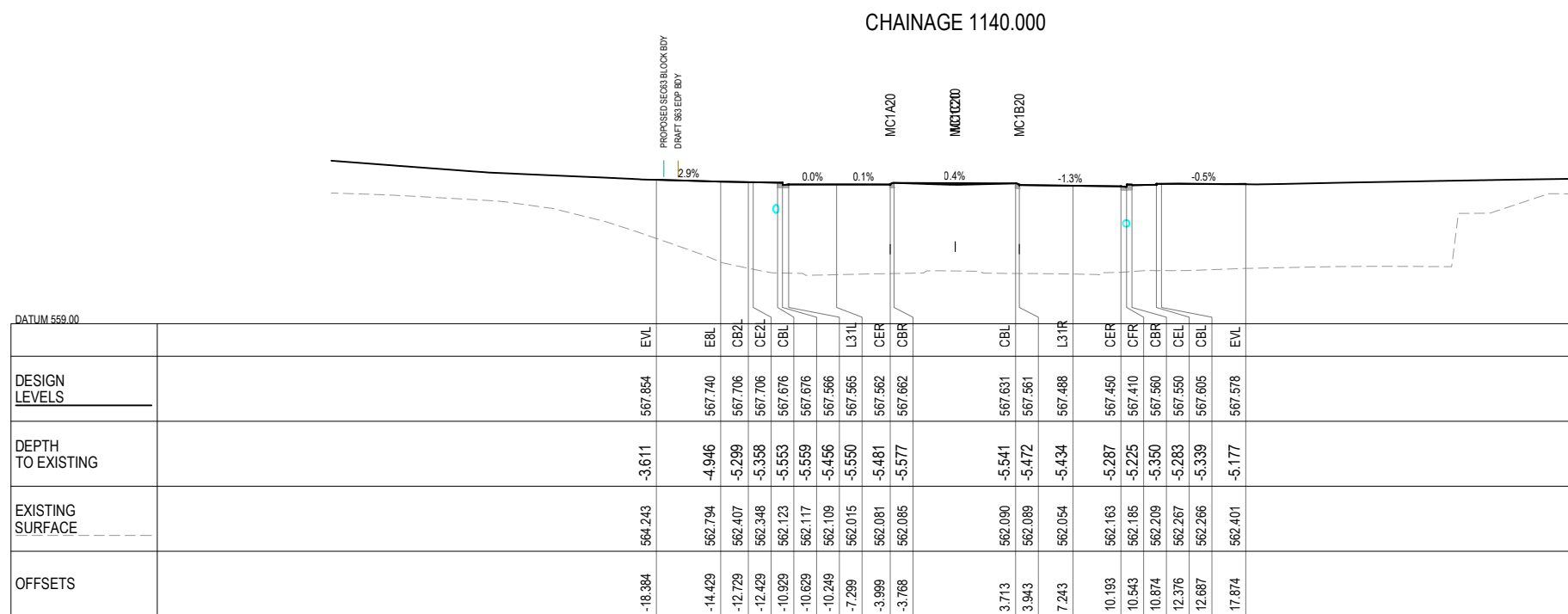
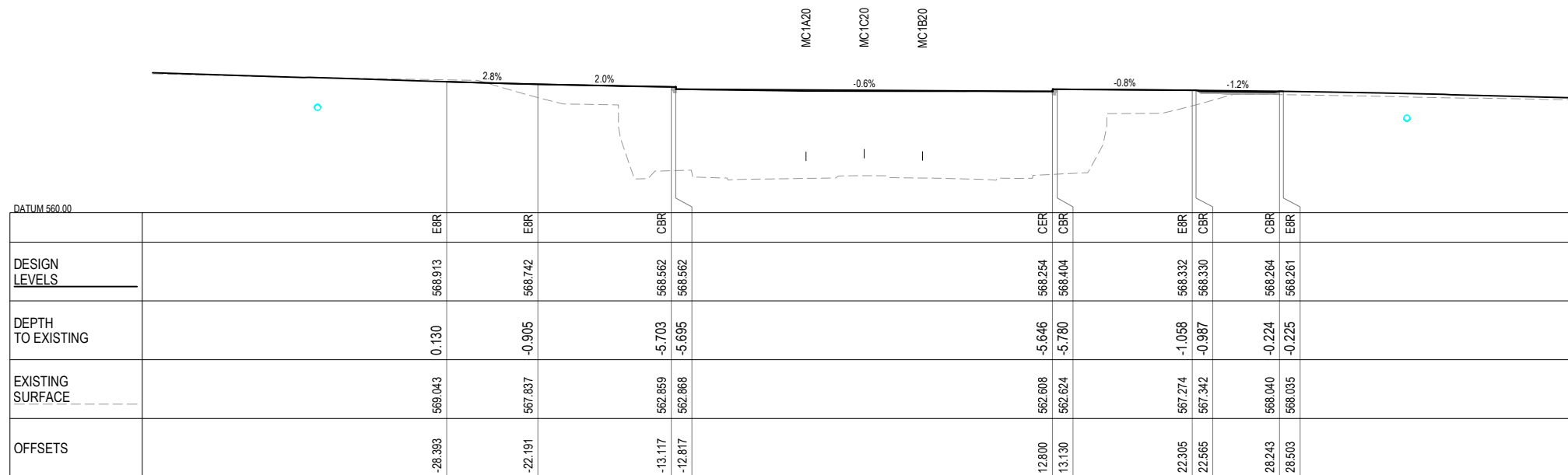
DRAWN: S NAIDU
DESIGNED: C LANGE
DRG CHECK: J SINGH
DESIGN CHECK: C VAVOULAS
APPROVED: J PETERS

NOT FOR CONSTRUCTION


RLC WORKS APPROVAL
ALIGNMENT
CROSS SECTIONS
MC1C10 - COMMONWEALTH AVENUE
SHEET 2

DESIGN LOT No: S211-WORKS APPROVAL	SHEET: 02 OF 02	A1
STATUS: WORKS APPROVAL ISSUE	©	
DRG No: S211-ACM-WOP-CIV-AL-0408	EDMS No:	C

C:\working\acrom..._ds12_aur\lalan.singh@aecom.com\proj\0168559\S211-ACM-WOP-CIV-AL-0408.dwg
 File: Proj\0168559\S211-ACM-WOP-CIV-AL-0408
 Plot Date & Time: 10/5/2021 7:57 PM
 Plotted by: SINGU
 DF 801*554



AMD	DESCRIPTION	DESIGNER SIGN./DATE	VERIFIED SIGN./DATE	APPROVED SIGN./DATE
C	ISSUED FOR WORKS APPROVAL	CL 29.09.21	RW 29.09.21	JP 29.09.21
B	ISSUED FOR DRAFT WORKS APPROVAL	CL 17.09.21	RW 17.09.21	JP 17.09.21
A	ISSUED FOR DRAFT WORKS APPROVAL	CL 15.09.21	RW 15.09.21	JP 15.09.21



This drawing is confidential and shall only be used for the purpose of this project. The signing of this title block confirms the design and drafting of this project have been prepared and checked in accordance with the North South Link quality assurance system to ISO 9001-2000.

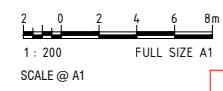
AECOM
AECOM Australia Pty Ltd
A.B.N. 20 093 846 925

DRAWN: S NAIDU
DESIGNED: C LANGE
DRG CHECK: J SINGH
DESIGN CHECK: C VAVOULAS
APPROVED: J PETERS

NOT FOR CONSTRUCTION

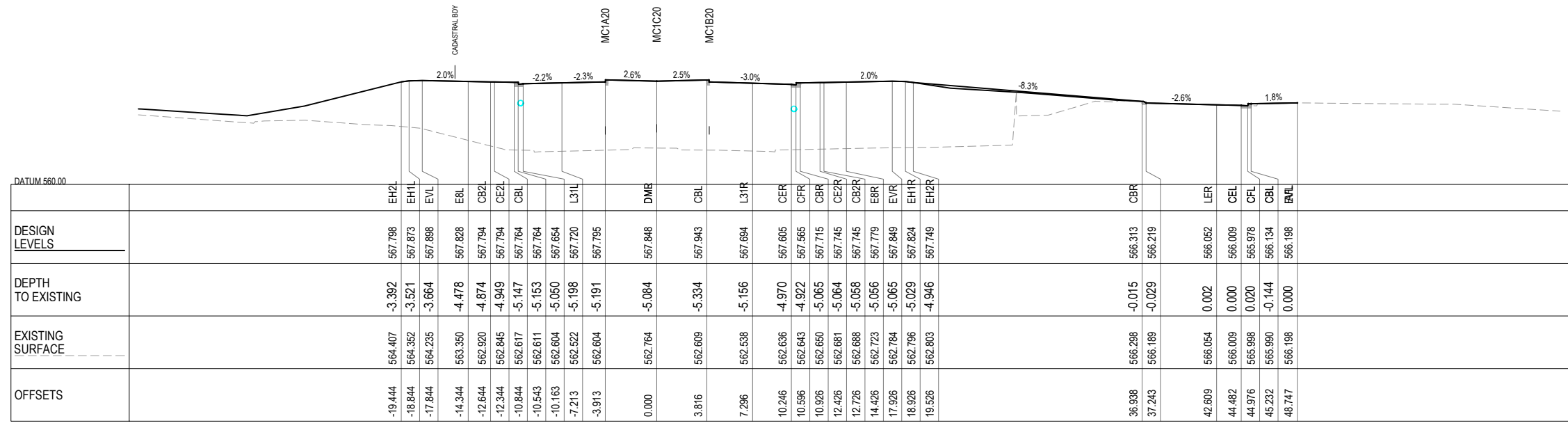
RLC WORKS APPROVAL
ALIGNMENT
CROSS SECTIONS
MC1C20 - LONDON CIRCUIT EAST
SHEET 1

DESIGN LOT No: S211-WORKS APPROVAL SHEET: 01 OF 09 A1
STATUS: WORKS APPROVAL ISSUE ©
DRG No. S211-ACM-WOP-CIV-AL-0420 EDMS No. C

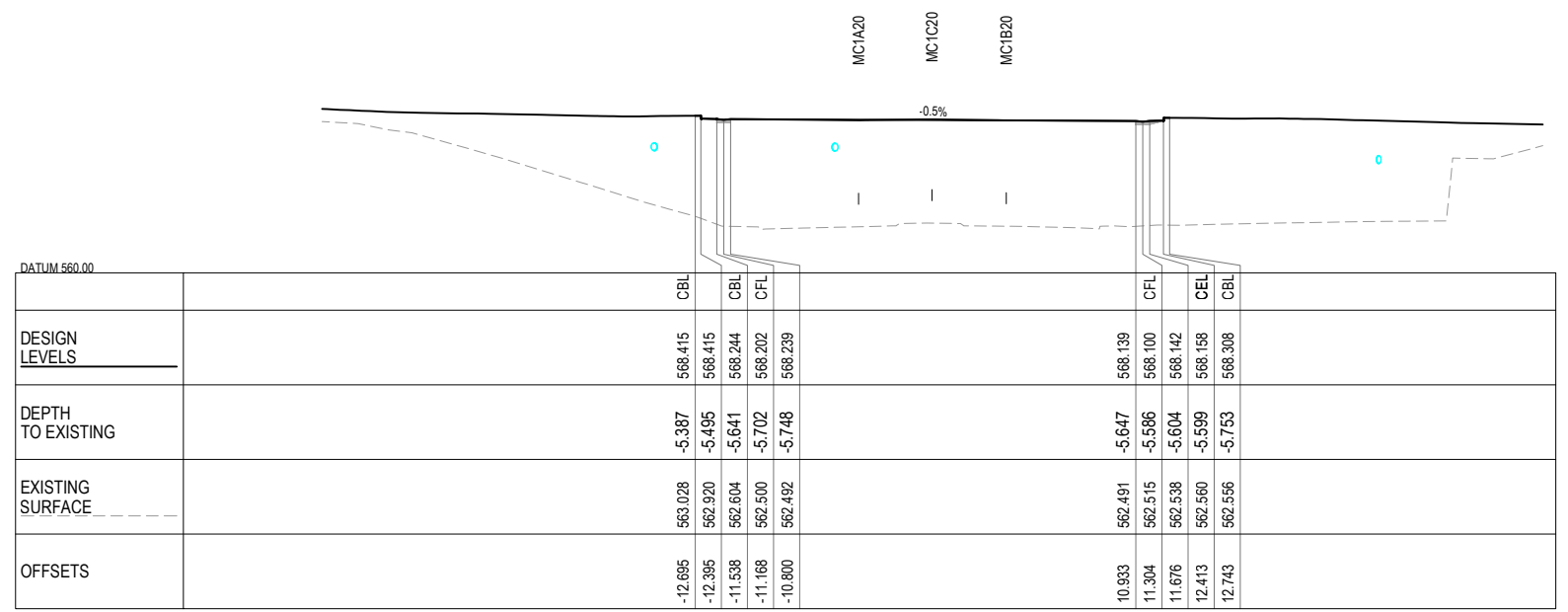


DRAWING COLOUR CODED - PRINT ALL COPIES IN COLOUR

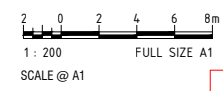
File Path: C:\working\acrom..._ds12_aur\lulan.singh@acrom.com\proj\168559\S211-ACM-WOP-CIV-AL-0420.dwg
 Plot Date & Time: 10/5/2021 7:58 PM
 Plotted by: SINGU



CHAINAGE 1180.00



CHAINAGE 1160.00



DRAWING COLOUR CODED - PRINT ALL COPIES IN COLOUR

AMD	DESCRIPTION	DESIGNER SIGN./DATE	VERIFIED SIGN./DATE	APPROVED SIGN./DATE
C	ISSUED FOR WORKS APPROVAL	CL 29.09.21	RW 29.09.21	JP 29.09.21
B	ISSUED FOR DRAFT WORKS APPROVAL	CL 17.09.21	RW 17.09.21	JP 17.09.21
A	ISSUED FOR DRAFT WORKS APPROVAL	CL 15.09.21	RW 15.09.21	JP 15.09.21

CO-ORDINATE SYSTEM: STROMLO HEIGHT DATUM: AHD SCALE: AS SHOWN



This drawing is confidential and shall only be used for the purpose of this project. The signing of this title block confirms the design and drafting of this project have been prepared and checked in accordance with the North South Link quality assurance system to ISO 9001-2000.

AECOM
AECOM Australia Pty Ltd
A.B.N. 20 093 846 925

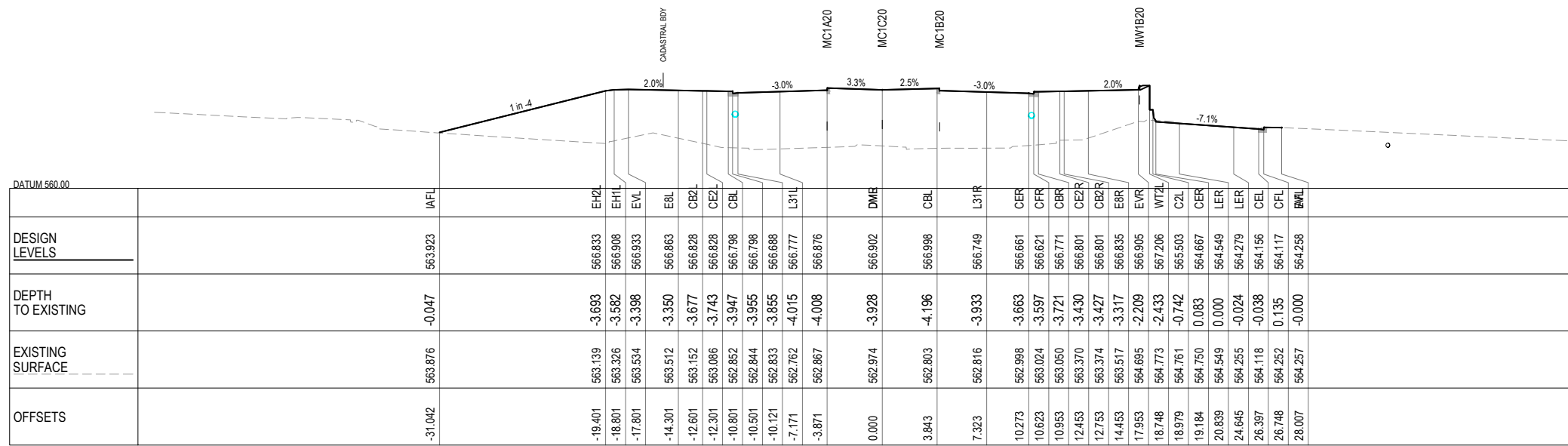
DRAWN: S NAIDU
DESIGNED: C LANGE
DRG CHECK: J SINGH
DESIGN CHECK: C VAVOULAS
APPROVED: J PETERS

NOT FOR CONSTRUCTION

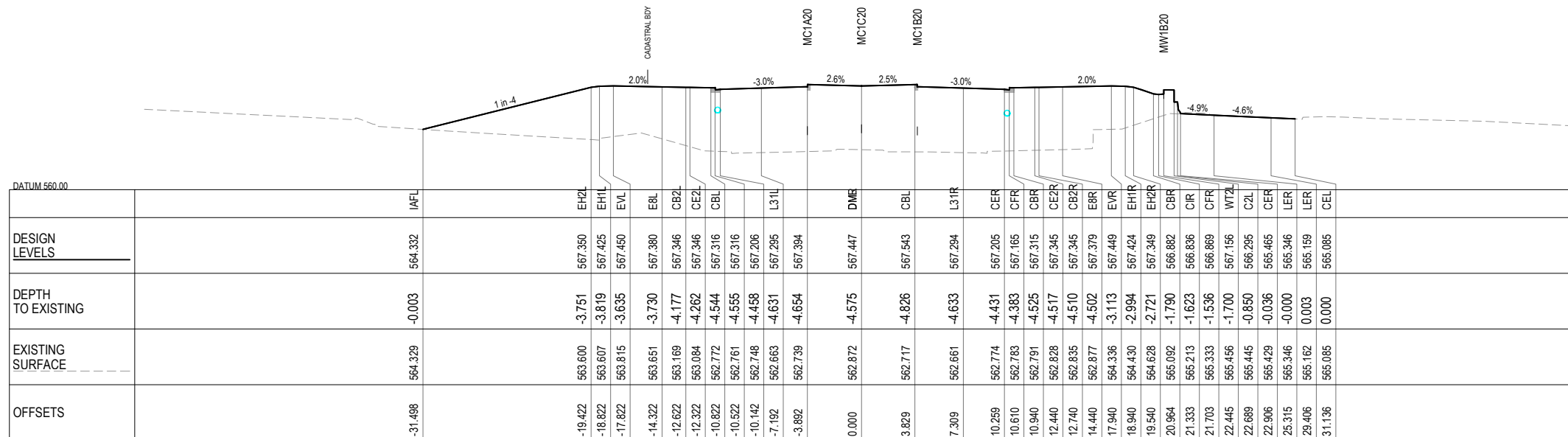
RLC WORKS APPROVAL
ALIGNMENT
CROSS SECTIONS
MC1C20 - LONDON CIRCUIT EAST
SHEET 2

DESIGN LOT No: S211-WORKS APPROVAL	SHEET: 02 OF 09	A1
STATUS: WORKS APPROVAL ISSUE		©
DRG No. S211-ACM-WOP-CIV-AL-0421	EDMS No.	C

Printed by SINGU




CHAINAGE 1220.000



CHAINAGE 1200.000

AMD	DESCRIPTION	DESIGNER SIGN./DATE	VERIFIED SIGN./DATE	APPROVED SIGN./DATE
C	ISSUED FOR WORKS APPROVAL	CL 29.09.21	RW 29.09.21	JP 29.09.21
B	ISSUED FOR DRAFT WORKS APPROVAL	CL 17.09.21	RW 17.09.21	JP 17.09.21
A	ISSUED FOR DRAFT WORKS APPROVAL	CL 15.09.21	RW 15.09.21	JP 15.09.21

CO-ORDINATE SYSTEM: STROMLO HEIGHT DATUM: AHD SCALE: AS SHOWN



This drawing is confidential and shall only be used for the purpose of this project. The signing of this title block confirms the design and drafting of this project have been prepared and checked in accordance with the North South Link quality assurance system to ISO 9001-2000.

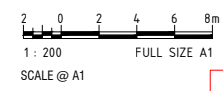
AECOM
AECOM Australia Pty Ltd
A.B.N. 20 093 846 925

DRAWN: S NAIDU
DESIGNED: C LANGE
DRG CHECK: J SINGH
DESIGN CHECK: C VAVOULAS
APPROVED: J PETERS

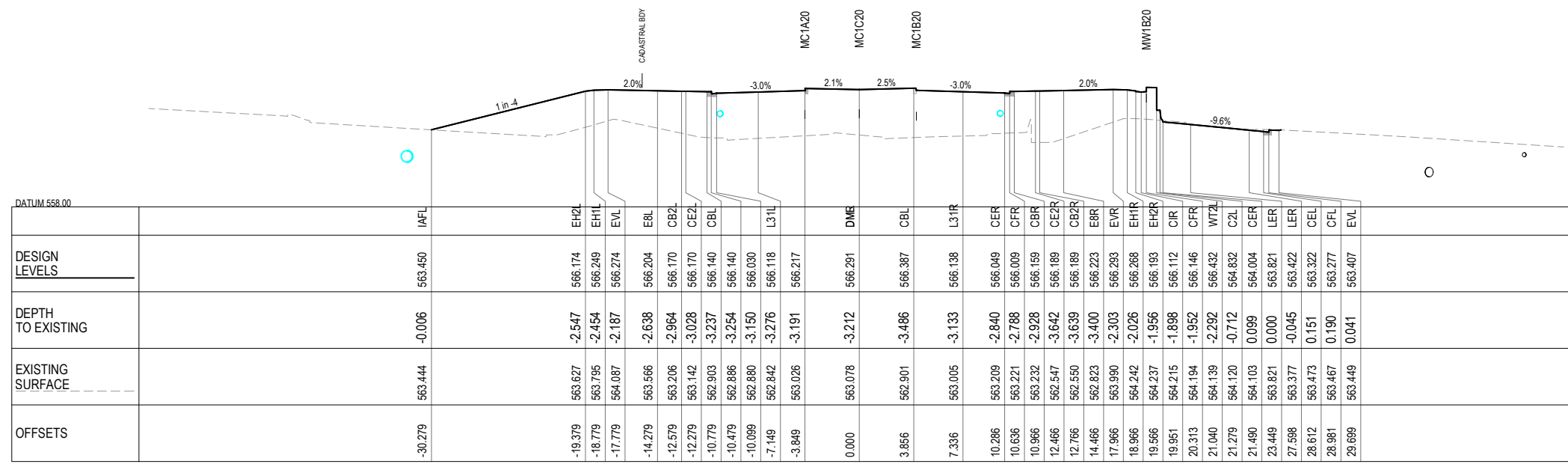
NOT FOR CONSTRUCTION

RLC WORKS APPROVAL
ALIGNMENT
CROSS SECTIONS
MC1C20 - LONDON CIRCUIT EAST
SHEET 3

DESIGN LOT No: S211-WORKS APPROVAL	SHEET: 03 OF 09	A1
STATUS: WORKS APPROVAL ISSUE	©	
DRG No. S211-ACM-WOP-CIV-AL-0422	EDMS No.	C

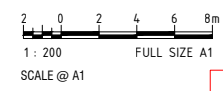


DRAWING COLOUR CODED - PRINT ALL COPIES IN COLOUR



	IAFL	EH2L	EH1L	EVL	E8L	CB2L	CE2L	CBL	L31L	DME	CBL	L31R	CER	CFR	CBR	CE2R	CBR	E8R	EVR	EH1R	EH2R	CIR	CFR	WT2L	C2L	LER	CEL	CFL	EVL				
DESIGN LEVELS	563.460	566.174	566.249	566.274	566.204	566.170	566.170	566.140	566.030	566.118	566.217	566.387	566.138	566.049	566.009	566.159	566.189	566.189	566.223	566.293	566.268	566.193	566.112	566.146	566.432	564.004	563.821	563.422	563.322	563.277	563.407		
DEPTH TO EXISTING	-0.006	-2.547	-2.454	-2.187	-2.638	-2.964	-3.028	-3.237	-3.254	-3.150	-3.191	-3.486	-3.133	-2.840	-2.788	-2.928	-3.642	-3.639	-3.400	-2.303	-2.026	-1.956	-1.898	-1.952	-2.292	0.089	-0.045	0.151	0.190	0.041			
EXISTING SURFACE	563.444	563.627	563.795	564.087	563.566	563.206	563.142	562.903	562.886	562.880	562.842	562.901	563.005	563.209	563.221	563.232	562.547	562.550	562.823	563.990	564.242	564.237	564.215	564.194	564.139	564.120	563.821	563.377	563.473	563.467	563.449		
OFFSETS	-30.279	-19.379	-18.779	-17.779	-14.279	-12.579	-12.279	-10.779	-10.479	-10.089	-7.149	-3.849	0.000	3.856	7.336	10.286	10.636	10.966	12.466	12.766	14.466	17.966	18.966	19.566	19.951	20.313	21.040	21.279	23.449	27.598	28.612	28.981	29.689

CHAINAGE 1240.000



DRAWING COLOUR CODED - PRINT ALL COPIES IN COLOUR

C	ISSUED FOR WORKS APPROVAL	CL 29.09.21	RW 29.09.21	JP 29.09.21
B	ISSUED FOR DRAFT WORKS APPROVAL	CL 17.09.21	RW 17.09.21	JP 17.09.21
A	ISSUED FOR DRAFT WORKS APPROVAL	CL 15.09.21	RW 15.09.21	JP 15.09.21
AMD	DESCRIPTION	DESIGNER SIGN./DATE	VERIFIED SIGN./DATE	APPROVED SIGN./DATE
CO-ORDINATE SYSTEM: STROMLO		HEIGHT DATUM: AHD		SCALE: AS SHOWN



This drawing is confidential and shall only be used for the purpose of this project. The signing of this title block confirms the design and drafting of this project have been prepared and checked in accordance with the North South Link quality assurance system to ISO 9001-2000.



DRAWN	S NAIDU
DESIGNED	C LANGE
DRG CHECK	J SINGH
DESIGN CHECK	C VAVOULAS
APPROVED	J PETERS

NOT FOR CONSTRUCTION

RLC WORKS APPROVAL
ALIGNMENT
CROSS SECTIONS
MC1C20 - LONDON CIRCUIT EAST
SHEET 4

DESIGN LOT No:	S211-WORKS APPROVAL	SHEET:	04 OF 09	A1
STATUS:	WORKS APPROVAL ISSUE			
DRG No.	S211-ACM-WOP-CIV-AL-0423	EDMS No.		


DESIGN LEVELS	IAFL	EH2L	EH1L	EVL	E8L	CB2L	CE2L	CBL	L31L	DMR	CBL	L31R	CER	CFR	CBR	CE2R	CB2R	E8R	EVR	EH1R	EH2R	IAFR	
DEPTH TO EXISTING	0.000	-0.200	-0.300	-0.510	-1.175	-1.505	-1.570	-1.735	-1.743	-1.642	-1.728	-1.596	-1.757	-1.338	-1.278	-1.297	-1.375	-1.417	-1.392	-1.339	-1.182	-1.086	0.000
EXISTING SURFACE	564.724	564.894	564.969	564.993	564.921	564.866	564.886	564.855	564.854	564.744	563.335	564.931	563.298	563.452	563.472	563.604	563.557	563.515	563.575	563.701	563.834	563.855	563.927
OFFSETS	-19.993	-19.310	-18.710	-17.710	-14.210	-12.509	-12.209	-10.709	-10.409	-10.029	-6.998	-3.698	-0.009	9.300	9.650	9.980	11.481	11.781	13.482	16.994	17.985	18.595	23.061

CHAINAGE 1280.000

DESIGN LEVELS	CEL	CBL	CBL	IAFL	EH2L	EH1L	EVL	E8L	CB2L	CE2L	CBL	L31L	DMR	CBL	L31R	CER	CFR	CBR	CE2R	CB2R	E8R	EVR	EH1R	EH2R	IAFR	
DEPTH TO EXISTING	0.136	0.002	-0.150	0.000	-0.905	-1.052	-1.222	-1.898	-2.226	-2.290	-2.478	-2.490	-2.395	-2.471	-2.782	-2.323	-1.969	-1.916	-2.054	-2.028	-2.017	-2.113	-2.038	-1.889	-1.806	0.000
EXISTING SURFACE	564.618	564.586	564.248	564.820	564.514	564.442	564.398	563.651	563.289	563.225	563.007	562.995	562.980	563.201	562.982	563.195	563.463	563.477	563.489	563.546	563.558	563.497	563.845	563.770	563.778	563.551
OFFSETS	-46.727	-46.169	-44.192	-22.204	-19.405	-18.805	-17.805	-14.305	-12.605	-12.305	-10.805	-10.505	-10.125	-7.146	-3.845	6.990	9.963	10.313	10.643	12.143	12.443	14.143	17.643	18.643	19.243	27.404

CHAINAGE 1260.000

AMD	DESCRIPTION	DESIGNER SIGN./DATE	VERIFIED SIGN./DATE	APPROVED SIGN./DATE
C	ISSUED FOR WORKS APPROVAL	CL 29.09.21	RW 29.09.21	JP 29.09.21
B	ISSUED FOR DRAFT WORKS APPROVAL	CL 17.09.21	RW 17.09.21	JP 17.09.21
A	ISSUED FOR DRAFT WORKS APPROVAL	CL 15.09.21	RW 15.09.21	JP 15.09.21



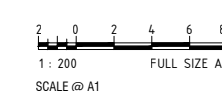
This drawing is confidential and shall only be used for the purpose of this project. The signing of this title block confirms the design and drafting of this project have been prepared and checked in accordance with the North South Link quality assurance system to ISO 9001-2000.

AECOM
AECOM Australia Pty Ltd
A.B.N. 20 093 846 925

DRAWN: S NAIDU
DESIGNED: C LANGE
DRG CHECK: J SINGH
DESIGN CHECK: C VAVOULAS
APPROVED: J PETERS

NOT FOR CONSTRUCTION			
RLC WORKS APPROVAL			
ALIGNMENT CROSS SECTIONS MC1C20 - LONDON CIRCUIT EAST SHEET 5			
DESIGN LOT No:	S211-WORKS APPROVAL	SHEET: 05 OF 09	A1
STATUS:	WORKS APPROVAL ISSUE		
DRG No.	S211-ACM-WOP-CIV-AL-0424	EDMS No.	C

CO-ORDINATE SYSTEM: STROMLO HEIGHT DATUM: AHD SCALE: AS SHOWN



DRAWING COLOUR CODED - PRINT ALL COPIES IN COLOUR

File Path: C:\working\acrom...
 Plot Date & Time: 10/5/2021 7:59 PM
 Plotted by: SINGU


	BRHL	EVL	E8L	CB2L	CE2L	CBL	L31L	MC1A20	MC1C20	MC1B20	L31R	CER	CFR	CBR	CE2R	EBR	EVR	EH1R	WTR			
DESIGN LEVELS	563.821	563.869	563.796	563.760	563.760	563.729	563.619	563.711	563.808	563.891	563.931	563.679	563.585	563.545	563.695	563.726	563.760	563.831	563.806	563.807		
DEPTH TO EXISTING	0.009	-0.335	-0.419	-0.441	-0.449	-0.434	-0.573	-0.432	-0.312	-0.191	-0.341	-0.680	0.017	0.071	-0.066	-0.048	-0.038	0.074	0.016	-0.036		
EXISTING SURFACE	563.830	563.533	563.376	563.319	563.311	563.295	563.155	563.187	563.399	563.617	563.550	563.476	563.602	563.616	563.629	563.678	563.834	563.822	563.770			
OFFSETS	-19.328	-16.823	-13.319	-11.618	-11.318	-9.816	-9.516	-9.135	-6.000	-2.697	-0.008	1.605	5.244	8.400	8.750	9.060	10.580	10.880	12.579	16.079	17.079	17.574

CHAINAGE 1320.000

	BRHL	EVL	E8L	CB2L	CE2L	CBL	L31L	MC1A20	MC1C20	MC1B20	L31R	CER	CFR	CBR	CE2R	EBR	EVR	EH1R	EH2R	IAFR			
DESIGN LEVELS	564.180	564.363	564.289	564.253	564.253	564.221	564.110	564.296	564.439	564.493	564.243	564.153	564.113	564.263	564.294	564.330	564.402	564.377	564.303	564.001			
DEPTH TO EXISTING	-0.000	0.039	-0.602	-0.913	-0.974	-1.044	-1.047	-0.940	-1.045	-1.365	-0.849	-0.571	-0.511	-0.648	-0.624	-0.613	-0.587	-0.405	-0.364	0.018			
EXISTING SURFACE	564.180	564.402	563.687	563.340	563.279	563.177	563.174	563.241	563.394	563.128	563.394	563.682	563.602	563.616	563.671	563.743	563.997	564.013	564.021	564.019			
OFFSETS	-27.366	-17.376	-13.874	-12.174	-11.873	-10.373	-10.073	-9.692	-6.009	-3.308	-0.009	2.079	5.667	8.763	9.113	9.443	10.944	11.244	12.944	16.444	17.444	18.044	19.255


CHAINAGE 1300.000

AMD	DESCRIPTION	DESIGNER SIGN./DATE	VERIFIED SIGN./DATE	APPROVED SIGN./DATE
C	ISSUED FOR WORKS APPROVAL	CL 29.09.21	RW 29.09.21	JP 29.09.21
B	ISSUED FOR DRAFT WORKS APPROVAL	CL 17.09.21	RW 17.09.21	JP 17.09.21
A	ISSUED FOR DRAFT WORKS APPROVAL	CL 15.09.21	RW 15.09.21	JP 15.09.21



ACT Government
Major Projects Canberra

This drawing is confidential and shall only be used for the purpose of this project. The signing of this title block confirms the design and drafting of this project have been prepared and checked in accordance with the North South Link quality assurance system to ISO 9001-2000.



AECOM Australia Pty Ltd
A.B.N. 20 093 846 925

DRAWN: S NAIDU
DESIGNED: C LANGE
DRG CHECK: J SINGH
DESIGN CHECK: C VAVOULAS
APPROVED: J PETERS

NOT FOR CONSTRUCTION

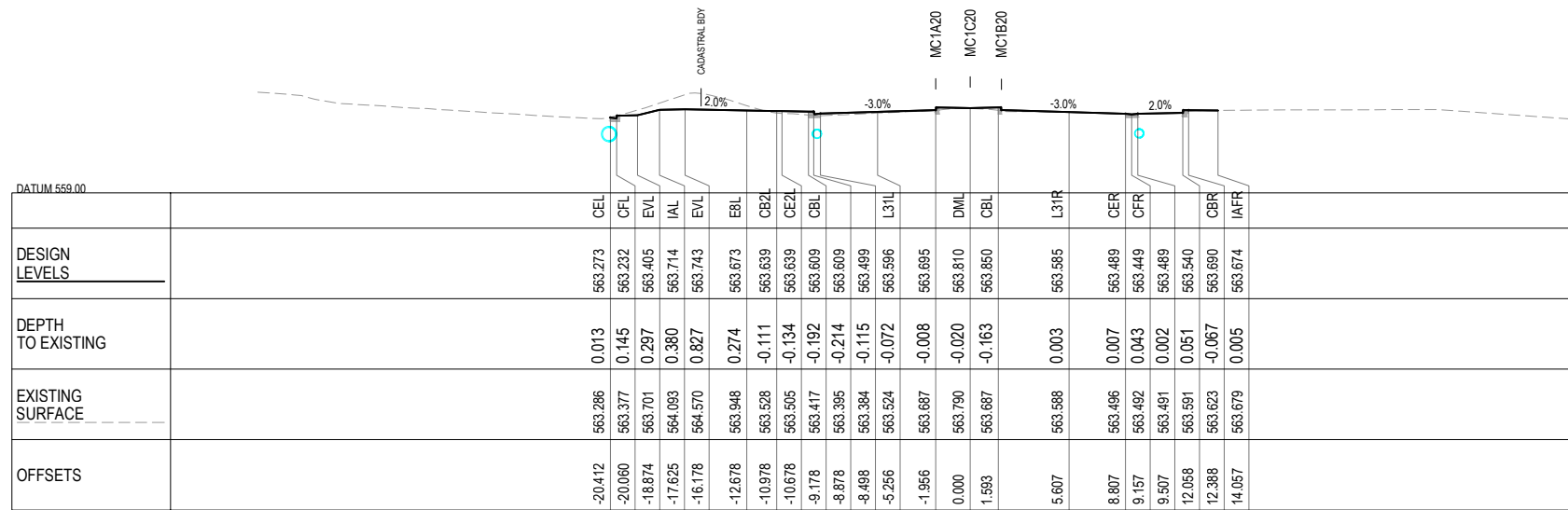
RLC WORKS APPROVAL
ALIGNMENT
CROSS SECTIONS
MC1C20 - LONDON CIRCUIT EAST
SHEET 6

DESIGN LOT No: S211-WORKS APPROVAL SHEET: 06 OF 09 A1
STATUS: WORKS APPROVAL ISSUE ©
DRG No: S211-ACM-WOP-CIV-AL-0425 EDMS No. C

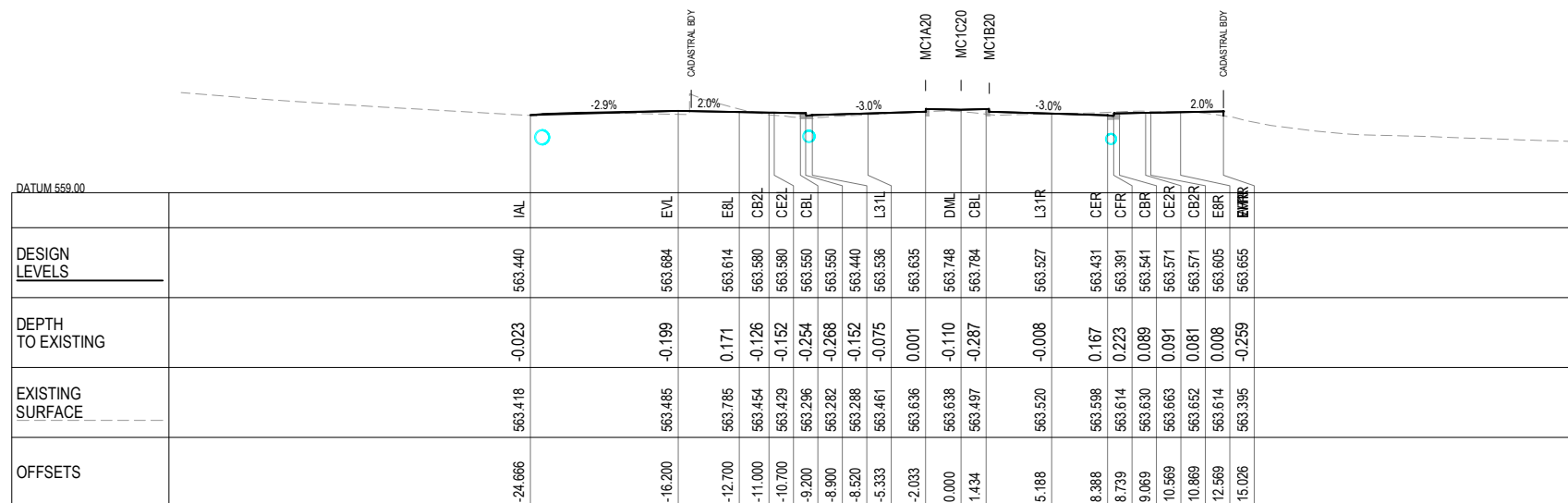


DRAWING COLOUR CODED - PRINT ALL COPIES IN COLOUR

File: P:\Projects\S211-ACM-WOP-CIV-AL-0425
 C:\working\aecom_ds12_aur\lulan.singh@aecom.com\p\h\0168559\S211-ACM-WOP-CIV-AL-0425.dwg
 Plot Date & Time: 10/5/2021 7:59 PM
 Plotted by: SINGU
 DF 801*554



CHAINAGE 1360.000



CHAINAGE 1340.000

AMD	DESCRIPTION	DESIGNER SIGN./DATE	VERIFIED SIGN./DATE	APPROVED SIGN./DATE
C	ISSUED FOR WORKS APPROVAL	CL 29.09.21	RW 29.09.21	JP 29.09.21
B	ISSUED FOR DRAFT WORKS APPROVAL	CL 17.09.21	RW 17.09.21	JP 17.09.21
A	ISSUED FOR DRAFT WORKS APPROVAL	CL 15.09.21	RW 15.09.21	JP 15.09.21

CO-ORDINATE SYSTEM: STROMLO HEIGHT DATUM: AHD SCALE: AS SHOWN



This drawing is confidential and shall only be used for the purpose of this project. The signing of this title block confirms the design and drafting of this project have been prepared and checked in accordance with the North South Link quality assurance system to ISO 9001-2000.

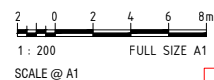


DRAWN: S NAIDU
 DESIGNED: C LANGE
 DRG CHECK: J SINGH
 DESIGN CHECK: C VAVOULAS
 APPROVED: J PETERS

NOT FOR CONSTRUCTION

RLC WORKS APPROVAL
 ALIGNMENT
CROSS SECTIONS
MC1C20 - LONDON CIRCUIT EAST
 SHEET 7

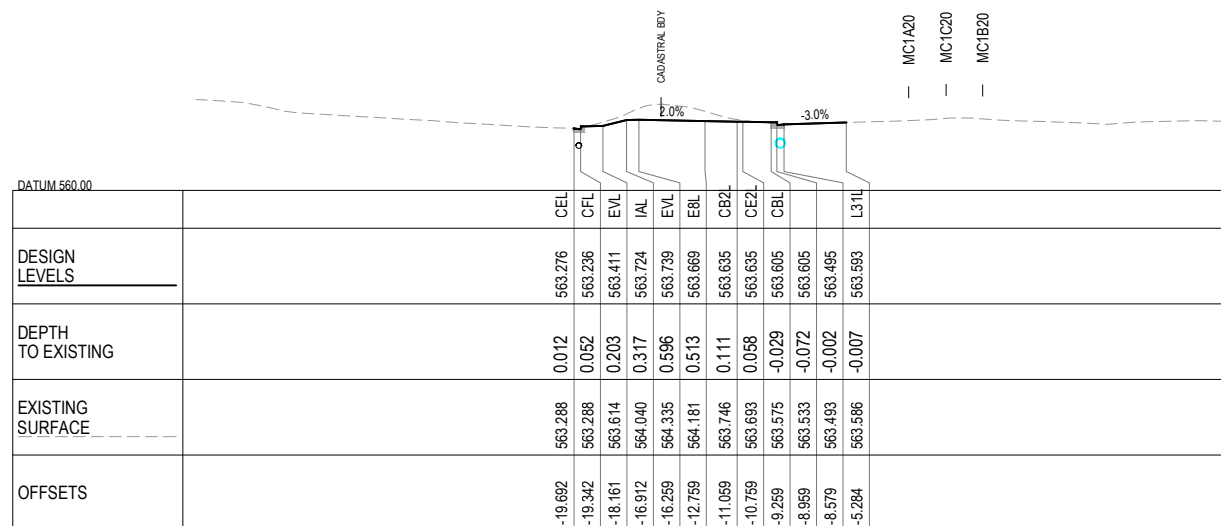
DESIGN LOT No: S211-WORKS APPROVAL SHEET: 07 OF 09 A1
 STATUS: WORKS APPROVAL ISSUE ©
 DRG No. S211-ACM-WOP-CIV-AL-0426 EDMS No. C



DRAWING COLOUR CODED - PRINT ALL COPIES IN COLOUR



CHAINAGE 1400.00



CHAINAGE 1380.00

AMD	DESCRIPTION	DESIGNER SIGN./DATE	VERIFIED SIGN./DATE	APPROVED SIGN./DATE
C	ISSUED FOR WORKS APPROVAL	CL 29.09.21	RW 29.09.21	JP 29.09.21
B	ISSUED FOR DRAFT WORKS APPROVAL	CL 17.09.21	RW 17.09.21	JP 17.09.21
A	ISSUED FOR DRAFT WORKS APPROVAL	CL 15.09.21	RW 15.09.21	JP 15.09.21



This drawing is confidential and shall only be used for the purpose of this project. The signing of this title block confirms the design and drafting of this project have been prepared and checked in accordance with the North South Link quality assurance system to ISO 9001-2000.

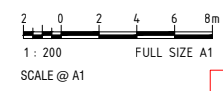


DRAWN: S NAIDU
 DESIGNED: C LANGE
 DRG CHECK: J SINGH
 DESIGN CHECK: C VAVOULAS
 APPROVED: J PETERS

NOT FOR CONSTRUCTION

RLC WORKS APPROVAL
 ALIGNMENT
 CROSS SECTIONS
 MC1C20 - LONDON CIRCUIT EAST
 SHEET 8

DESIGN LOT No: S211-WORKS APPROVAL	SHEET: 08 OF 09	A1
STATUS: WORKS APPROVAL ISSUE	©	
DRG No: S211-ACM-WOP-CIV-AL-0427	EDMS No.	C



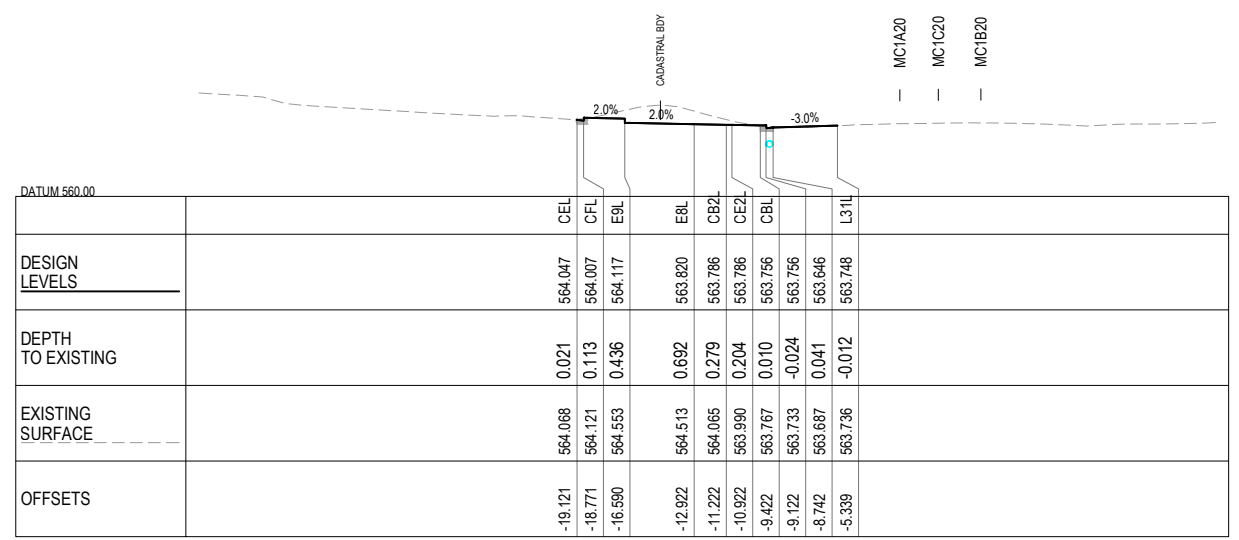
DRAWING COLOUR CODED - PRINT ALL COPIES IN COLOUR

File: P:\projects\S211-ACM-WOP-CIV-AL-0427
 Plot Date & Time: 10/5/2021 8:00 PM
 C:\working\aecom_ds12_aur\lisa.singh@aecom.com\p\d0168559\S211-ACM-WOP-CIV-AL-0427.dwg
 Plotted by: SINGU

1 2 3 4 5 6 7 8 9 10 11 12

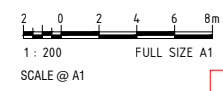
A
B
C
D
E
F
G
H

A
B
C
D
E
F
G
H



	CEL	CFL	E9L	E8L	CB2L	CE2L	CBL	L31L
DESIGN LEVELS	564.047	564.007	564.117	563.820	563.786	563.786	563.756	563.748
DEPTH TO EXISTING	0.021	0.113	0.436	0.692	0.279	0.204	0.010	-0.012
EXISTING SURFACE	564.068	564.121	564.553	564.513	564.065	563.990	563.767	563.887
OFFSETS	-19.121	-18.771	-16.690	-12.922	-11.222	-10.922	-9.422	-8.742

CHAINAGE 1420.000



DRAWING COLOUR CODED - PRINT ALL COPIES IN COLOUR

AMD	DESCRIPTION	DESIGNER SIGN./DATE	VERIFIED SIGN./DATE	APPROVED SIGN./DATE
C	ISSUED FOR WORKS APPROVAL	CL 29.09.21	RW 29.09.21	JP 29.09.21
B	ISSUED FOR DRAFT WORKS APPROVAL	CL 17.09.21	RW 17.09.21	JP 17.09.21
A	ISSUED FOR DRAFT WORKS APPROVAL	CL 15.09.21	RW 15.09.21	JP 15.09.21



This drawing is confidential and shall only be used for the purpose of this project. The signing of this title block confirms the design and drafting of this project have been prepared and checked in accordance with the North South Link quality assurance system to ISO 9001-2000.

AECOM
AECOM Australia Pty Ltd
A.B.N. 20 093 846 925

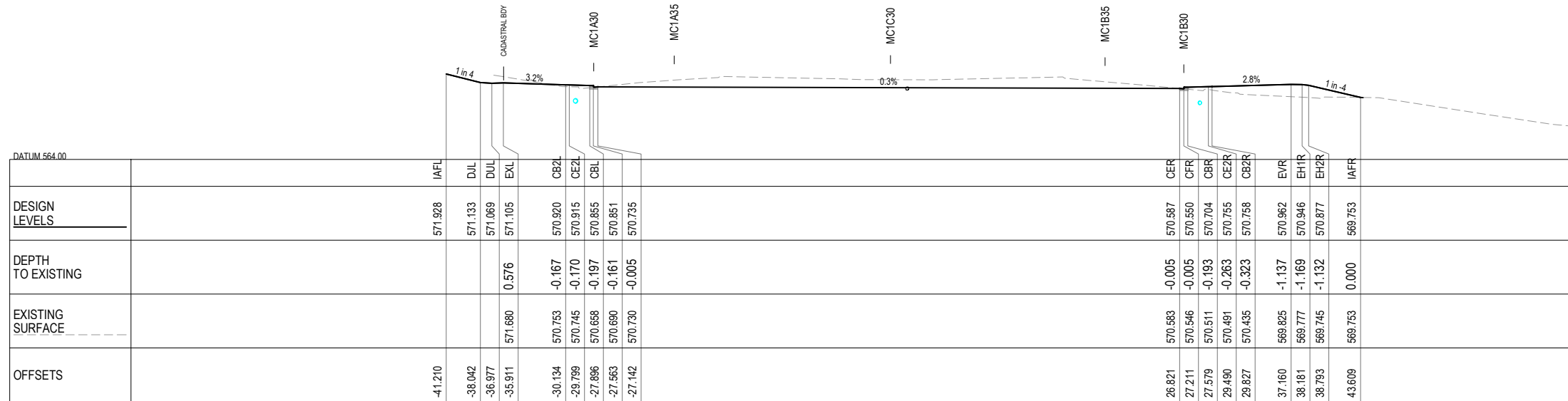
DRAWN S NAIDU
DESIGNED C LANGE
DRG CHECK J SINGH
DESIGN CHECK C VAVOULAS
APPROVED J PETERS

NOT FOR CONSTRUCTION

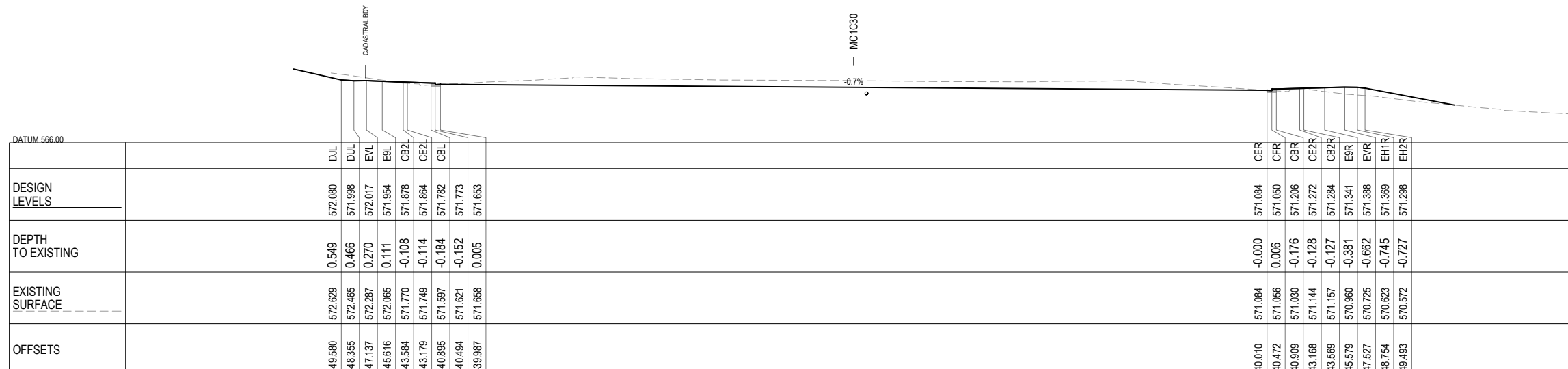
RLC WORKS APPROVAL
ALIGNMENT
CROSS SECTIONS
MC1C20 - LONDON CIRCUIT EAST
SHEET 9

DESIGN LOT No: S211-WORKS APPROVAL SHEET: 09 OF 09 A1
STATUS: WORKS APPROVAL ISSUE ©
DRG No. S211-ACM-WOP-CIV-AL-0428 EDMS No. C

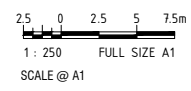
C:\working\acrom..._ds12_aur\lulan.singh@acrom.com\p\h\0168859\S211-ACM-WOP-CIV-AL-0428.dwg
 File: P:\0168859\S211-ACM-WOP-CIV-AL-0428
 Plot Date & Time: 10/5/2021 8:00 PM
 Plotted by: SINGU
 DF 801*554



CHAINAGE 3000.000



CHAINAGE 2980.000



DRAWING COLOUR CODED - PRINT ALL COPIES IN COLOUR

NO.	DESCRIPTION	DESIGNER SIGN./DATE	VERIFIED SIGN./DATE	APPROVED SIGN./DATE
C	ISSUED FOR WORKS APPROVAL	CL 29.09.21	RW 29.09.21	JP 29.09.21
B	ISSUED FOR DRAFT WORKS APPROVAL	CL 17.09.21	RW 17.09.21	JP 17.09.21
A	ISSUED FOR DRAFT WORKS APPROVAL	CL 15.09.21	RW 15.09.21	JP 15.09.21
AMD				

CO-ORDINATE SYSTEM: STROMLO HEIGHT DATUM: AHD SCALE: AS SHOWN



This drawing is confidential and shall only be used for the purpose of this project. The signing of this title block confirms the design and drafting of this project have been prepared and checked in accordance with the North South Link quality assurance system to ISO 9001-2000.

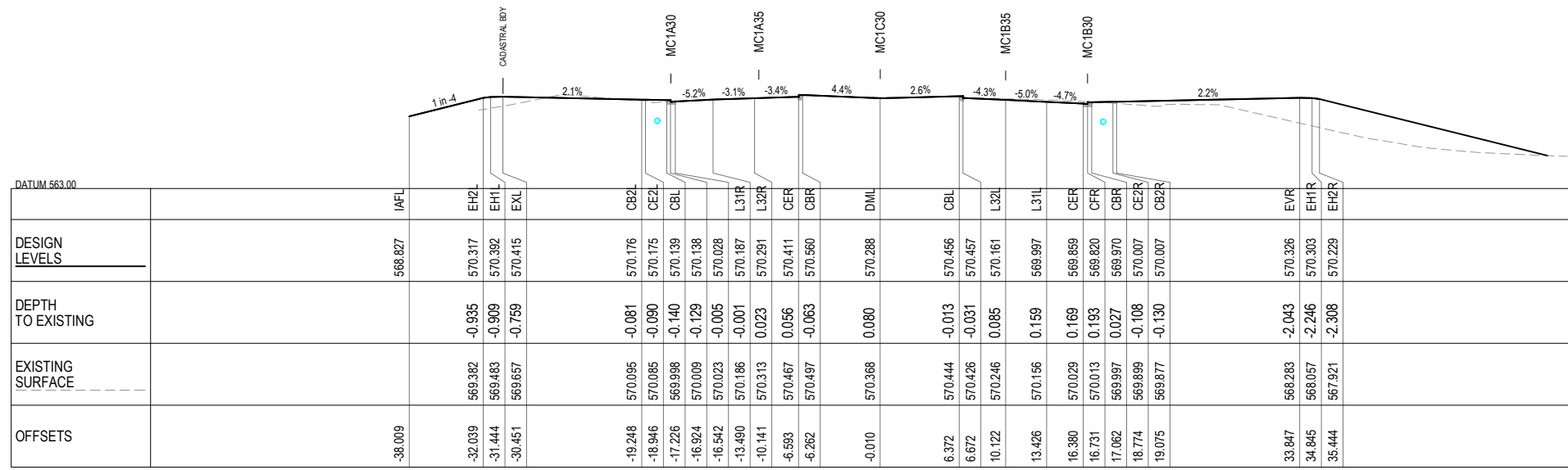


DRAWN: S NAIDU
 DESIGNED: C LANGE
 DRG CHECK: J SINGH
 DESIGN CHECK: C VAVOULAS
 APPROVED: J PETERS

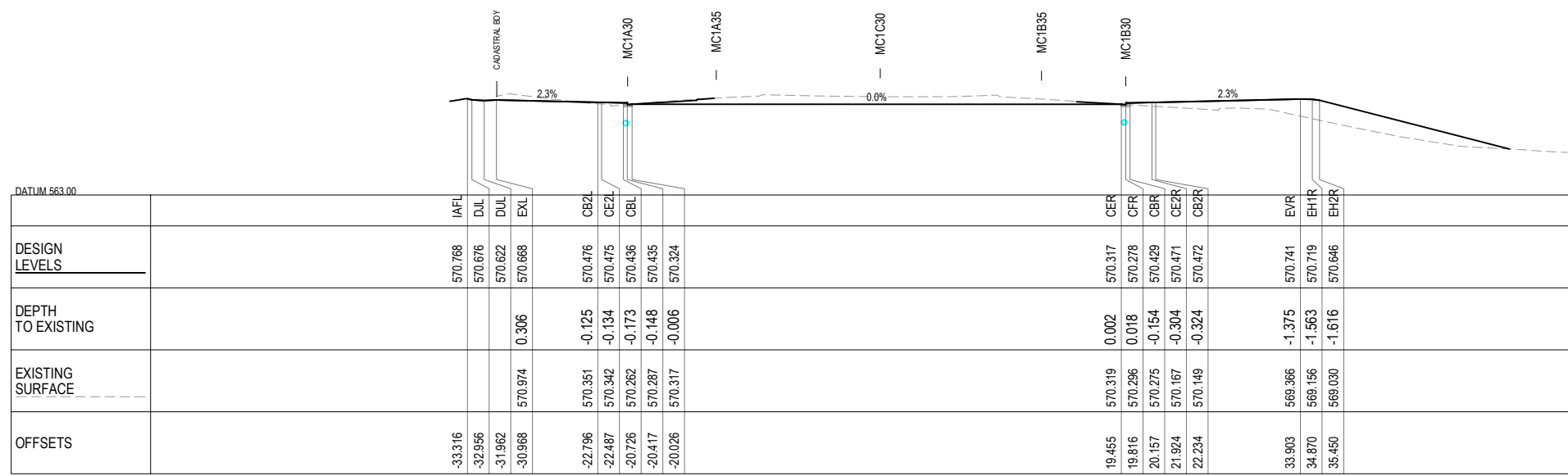
NOT FOR CONSTRUCTION

RLC WORKS APPROVAL
 ALIGNMENT
CROSS SECTIONS
MC1C30 - COMMONWEALTH AVENUE
 SHEET 1

DESIGN LOT No: S211-WORKS APPROVAL SHEET: 01 OF 05 A1
 STATUS: WORKS APPROVAL ISSUE ©
 DRG No. S211-ACM-WOP-CIV-AL-0440 EDMs No. C




CHAINAGE 3040.000



CHAINAGE 3020.000

AMD	DESCRIPTION	DESIGNER SIGN./DATE	VERIFIED SIGN./DATE	APPROVED SIGN./DATE
C	ISSUED FOR WORKS APPROVAL	CL 29.09.21	RW 29.09.21	JP 29.09.21
B	ISSUED FOR DRAFT WORKS APPROVAL	CL 17.09.21	RW 17.09.21	JP 17.09.21
A	ISSUED FOR DRAFT WORKS APPROVAL	CL 15.09.21	RW 15.09.21	JP 15.09.21

CO-ORDINATE SYSTEM: STROMLO HEIGHT DATUM: AHD SCALE: AS SHOWN



This drawing is confidential and shall only be used for the purpose of this project. The signing of this title block confirms the design and drafting of this project have been prepared and checked in accordance with the North South Link quality assurance system to ISO 9001-2000.

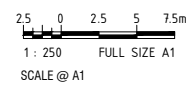
AECOM
AECOM Australia Pty Ltd
A.B.N. 20 093 846 925

DRAWN: S NAIDU
DESIGNED: C LANGE
DRG CHECK: J SINGH
DESIGN CHECK: C VAVOULAS
APPROVED: J PETERS

NOT FOR CONSTRUCTION

RLC WORKS APPROVAL
ALIGNMENT
CROSS SECTIONS
MC1C30 - COMMONWEALTH AVENUE
SHEET 2

DESIGN LOT No: S211-WORKS APPROVAL	SHEET: 02 OF 05	A1
STATUS: WORKS APPROVAL ISSUE	©	
DRG No. S211-ACM-WOP-CIV-AL-0441	EDMS No.	C



DRAWING COLOUR CODED - PRINT ALL COPIES IN COLOUR

File Pathes: S211-ACM-WOP-CIV-AL-0441
 C:\working\acm\...
 Plot Date & Time: 10/5/2021 7:44 PM
 Plotted by: SINGU
 DF 801*554

A

B

C

D

E

F

G

H

A

B

C

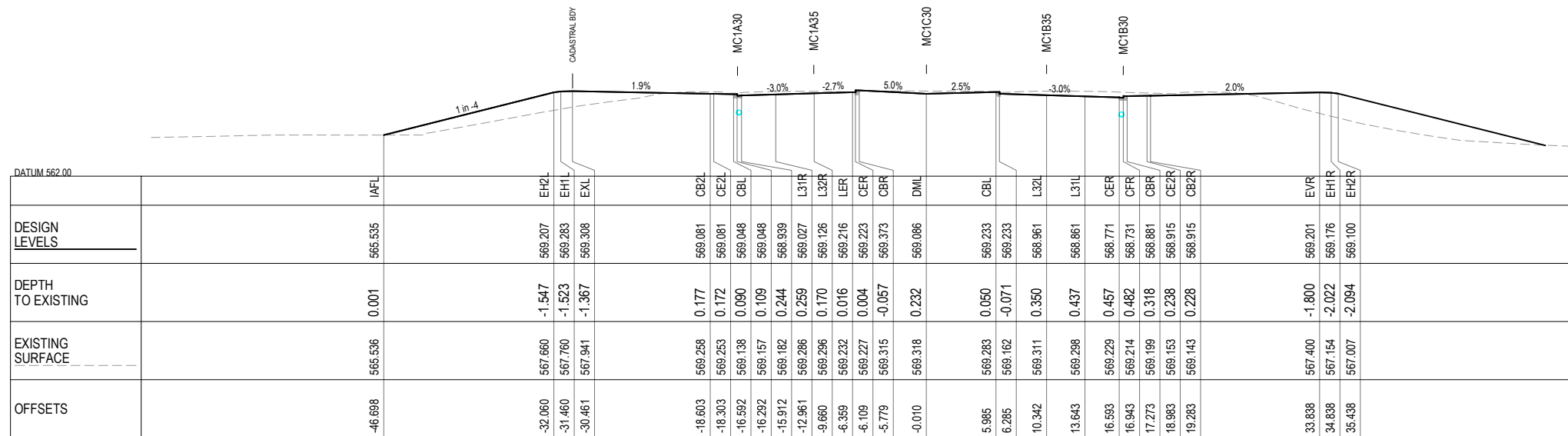
D

E

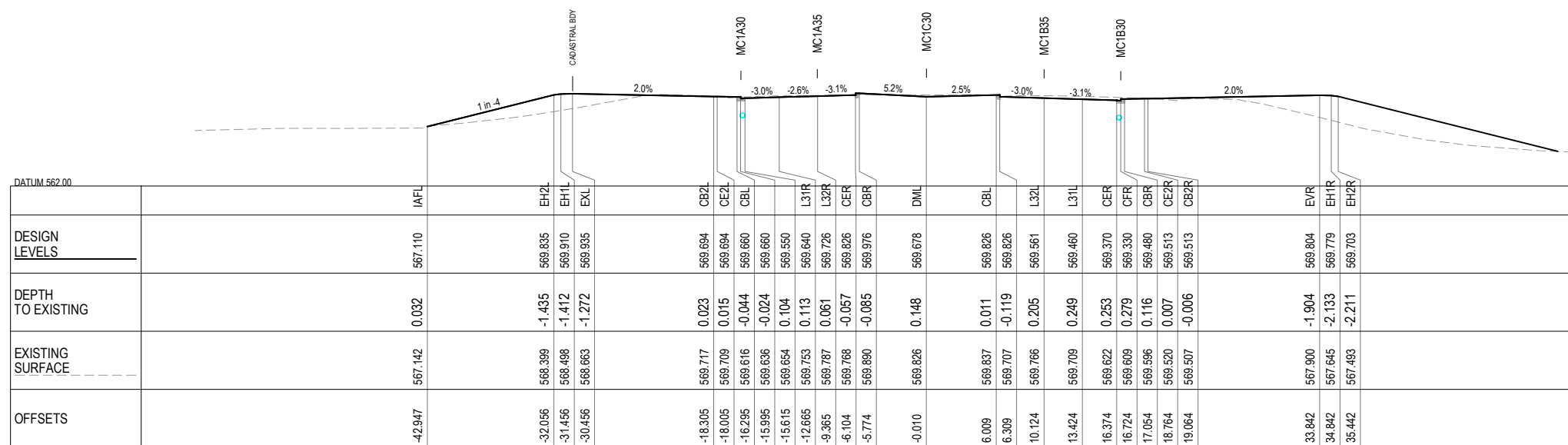
F

G

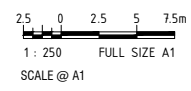
H



CHAINAGE 3080.000



CHAINAGE 3060.000



DRAWING COLOUR CODED - PRINT ALL COPIES IN COLOUR

CO-ORDINATE SYSTEM:	STROMLO	HEIGHT DATUM:	AHD	SCALE:	AS SHOWN
C	ISSUED FOR WORKS APPROVAL	CL 29.09.21	RW 29.09.21	JP 29.09.21	
B	ISSUED FOR DRAFT WORKS APPROVAL	CL 17.09.21	RW 17.09.21	JP 17.09.21	
A	ISSUED FOR DRAFT WORKS APPROVAL	CL 15.09.21	RW 15.09.21	JP 15.09.21	
AMD	DESCRIPTION	DESIGNER SIGN./DATE	VERIFIED SIGN./DATE	APPROVED SIGN./DATE	



This drawing is confidential and shall only be used for the purpose of this project. The signing of this title block confirms the design and drafting of this project have been prepared and checked in accordance with the North South Link quality assurance system to ISO 9001-2000.



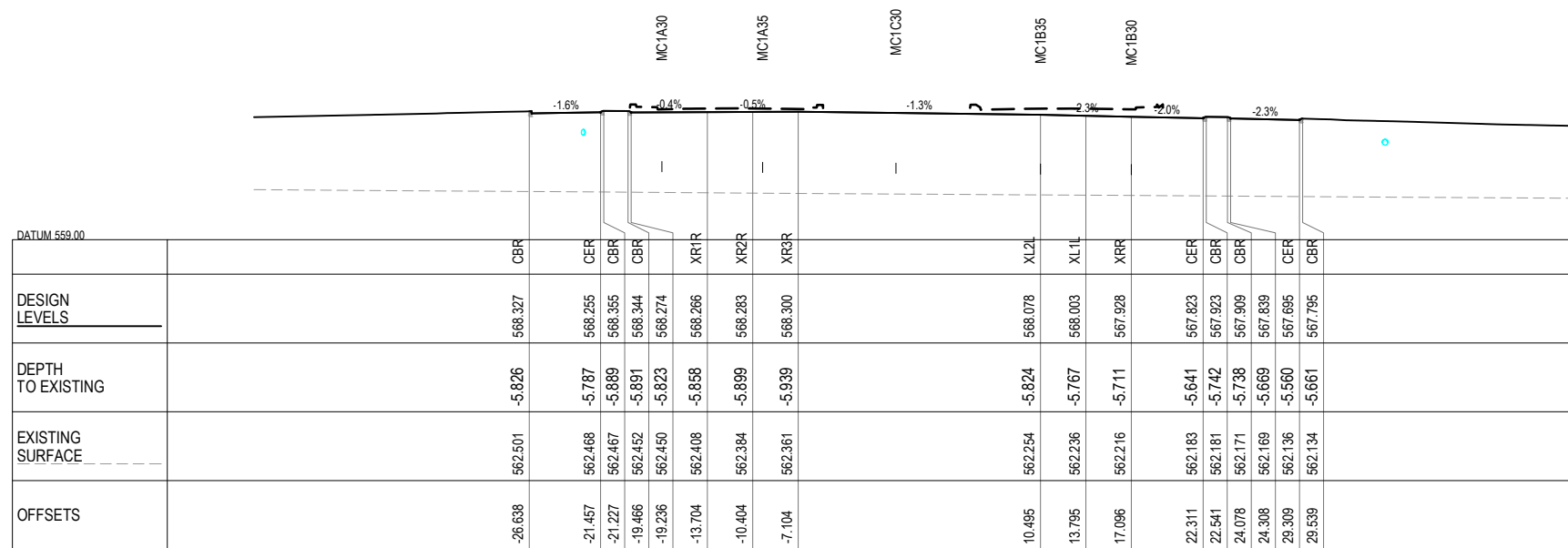
DRAWN	S NAIDU
DESIGNED	C LANGE
DRG CHECK	J SINGH
DESIGN CHECK	C VAVOULAS
APPROVED	J PETERS

NOT FOR CONSTRUCTION

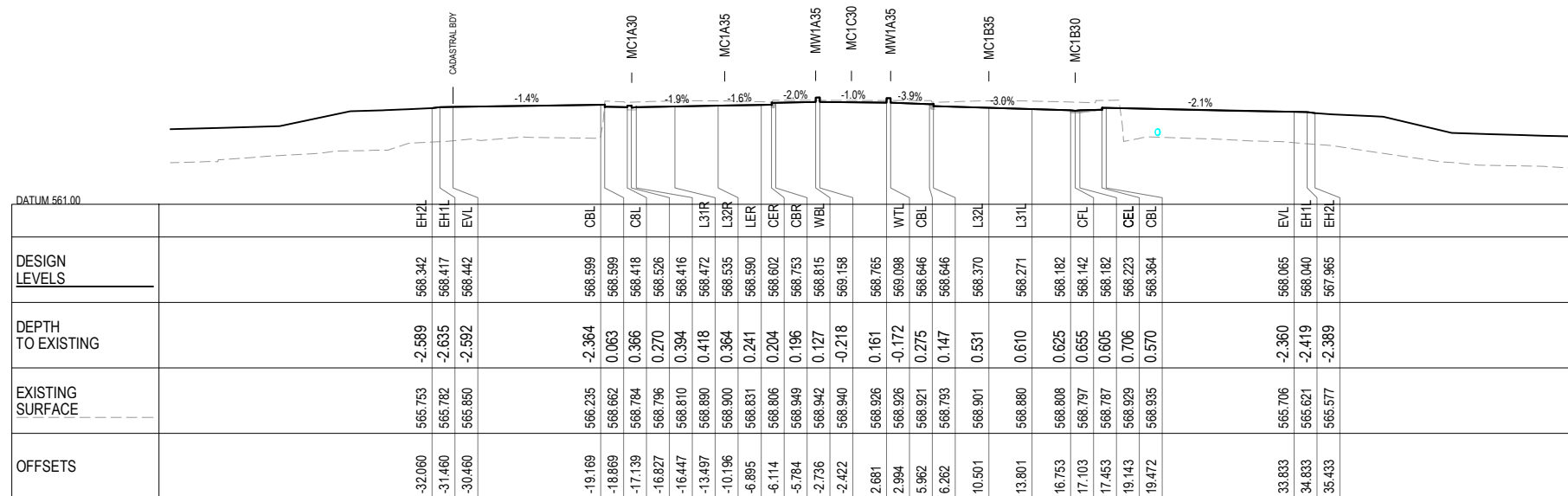
RLC WORKS APPROVAL
 ALIGNMENT
CROSS SECTIONS
MC1C30 - COMMONWEALTH AVENUE
 SHEET 3

DESIGN LOT No:	S211-WORKS APPROVAL	SHEET:	03	OF	05	A1
STATUS:	WORKS APPROVAL ISSUE					
DRG No.	S211-ACM-WOP-CIV-AL-0442	EDMS No.				

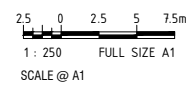
Printed by SINGU



CHAINAGE 3120.000



CHAINAGE 3100.000



DRAWING COLOUR CODED - PRINT ALL COPIES IN COLOUR

NO.	DESCRIPTION	DESIGNER SIGN./DATE	VERIFIED SIGN./DATE	APPROVED SIGN./DATE
C	ISSUED FOR WORKS APPROVAL		CL 29.09.21	RW 29.09.21 JP 29.09.21
B	ISSUED FOR DRAFT WORKS APPROVAL		CL 17.09.21	RW 17.09.21 JP 17.09.21
A	ISSUED FOR DRAFT WORKS APPROVAL		CL 15.09.21	RW 15.09.21 JP 15.09.21
AMD				

CO-ORDINATE SYSTEM: STROMLO HEIGHT DATUM: AHD SCALE: AS SHOWN



This drawing is confidential and shall only be used for the purpose of this project. The signing of this title block confirms the design and drafting of this project have been prepared and checked in accordance with the North South Link quality assurance system to ISO 9001-2000.

AECOM
AECOM Australia Pty Ltd
A.B.N. 20 093 846 925

DRAWN: S NAIDU
DESIGNED: C LANGE
DRG CHECK: J SINGH
DESIGN CHECK: C VAVOULAS
APPROVED: J PETERS

NOT FOR CONSTRUCTION

RLC WORKS APPROVAL
ALIGNMENT
CROSS SECTIONS
MC1C30 - COMMONWEALTH AVENUE
SHEET 4

DESIGN LOT No: S211-WORKS APPROVAL SHEET: 04 OF 05 A1
STATUS: WORKS APPROVAL ISSUE ©
DRG No: S211-ACM-WOP-CIV-AL-0443 EDMS No: C

File: ProteesS211-ACM-WOP-CIV-AL-0443
 C:\working\acrom_ds12_aur\lulan.singh@aecom.com\proj\168859\S211-ACM-WOP-CIV-AL-0443.dwg
 Plot Date & Time: 10/5/2021 7:44 PM
 Plotted by: SINGU
 DF 801*554

