













LEGEND

- | | | | | | |
|--|---------------------|---|--------------------------|--|--------------------------------|
|  | Area Subject to DCP |  | Articulation Zone (2.5m) | Permissible Building Area
(subject to provisions in this DCP) | |
|  | Landscaped Zone |  | Existing Planting |  | Maximum Building Height RL 582 |
|  | Rear Landscape Zone |  | Indicative Planting |  | Maximum Building Height RL 585 |
| | | | |  | Maximum Building Height RL 588 |
| | | | |  | Maximum Building Height RL 594 |